
CITY OF JOHNSTOWN

City Hall, 401 Main Street, Johnstown, PA 15901

FY 2025-2029 Five Year Consolidated Plan and FY 2025 Annual Action Plan - Substantial Amendment # 1

*For Submission to HUD for the
Community Development Block Grant and
HOME Investment Partnership Programs*

July 9, 2025

Revised: May 13, 2026

Mayor:

Frank J. Janakovic



Table of Contents

Executive Summary.....1
 ES-05 Executive Summary - 24 CFR 91.200(c), 91.220(b) 1

The Process.....26
 PR-05 Lead & Responsible Agencies 24 CFR 91.200(b)..... 26
 PR-10 Consultation - 91.100, 91.200(b), 91.215(l) 27
 PR-15 Citizen Participation.....47

Needs Assessment53
 NA-05 Overview 53
 NA-10 Housing Needs Assessment - 24 CFR 91.205 (a,b,c) 54
 NA-15 Disproportionately Greater Need: Housing Problems – 91.205 (b)(2)..... 63
 NA-20 Disproportionately Greater Need: Severe Housing Problems – 91.205 (b)(2) 67
 NA-25 Disproportionately Greater Need: Housing Cost Burdens – 91.205 (b)(2)..... 71
 NA-30 Disproportionately Greater Need: Discussion – 91.205(b)(2) 73
 NA-35 Public Housing – 91.205(b) 75
 NA-40 Homeless Needs Assessment – 91.205(c)..... 81
 NA-45 Non-Homeless Special Needs Assessment - 91.205 (b,d)..... 88
 NA-50 Non-Housing Community Development Needs – 91.215 (f) 92

Housing Market Analysis.....95
 MA-05 Overview 95
 MA-10 Number of Housing Units – 91.210(a)&(b)(2)..... 96
 MA-15 Housing Market Analysis: Cost of Housing - 91.210(a) 99
 MA-20 Housing Market Analysis: Condition of Housing – 91.210(a)..... 102
 MA-25 Public and Assisted Housing – 91.210(b) 105
 MA-30 Homeless Facilities and Services – 91.210(c)..... 108
 MA-35 Special Needs Facilities and Services – 91.210(d)..... 111

MA-40 Barriers to Affordable Housing – 91.210(e) 113

MA-45 Non-Housing Community Development Assets – 91.215 (f) 115

MA-50 Needs and Market Analysis Discussion..... 123

MA-60 Broadband Needs of Housing occupied by Low- and Moderate-Income Households –
91.210(a)(4), 91.310(a)(2)..... 128

MA-65 Hazard Mitigation – 91.210(a)(5), 91.310(a)(3) 130

Strategic Plan..... 132

SP-05 Overview 132

SP-10 Geographic Priorities – 91.215 (a)(1)..... 134

SP-25 Priority Needs - 91.215(a)(2)..... 139

SP-30 Influence of Market Conditions – 91.215 (b)..... 144

SP-35 Anticipated Resources - 91.215(a)(4), 91.220(c)(1,2)..... 145

SP-40 Institutional Delivery Structure – 91.215(k) 149

SP-45 Goals Summary – 91.215(a)(4) 153

SP-50 Public Housing Accessibility and Involvement – 91.215(c)..... 160

SP-55 Barriers to affordable housing – 91.215(h)..... 161

SP-60 Homelessness Strategy – 91.215(d)..... 163

SP-65 Lead based paint Hazards – 91.215(i)..... 166

SP-70 Anti-Poverty Strategy – 91.215(j) 168

SP-80 Monitoring – 91.230 171

Annual Action Plan..... 172

AP-15 Expected Resources – 91.220(c)(1,2) 172

AP-35 Projects – 91.220(d) 179

AP-38 Project Summary 181

AP-50 Geographic Distribution – 91.220(f)..... 189

AP-55 Affordable Housing – 91.220(g) 193

AP-60 Public Housing – 91.220(h)..... 194

AP-65 Homeless and Other Special Needs Activities – 91.220(i)..... 196

AP-75 Barriers to affordable housing – 91.220(j) 203

AP-85 Other Actions – 91.220(k) 206

AP-90 Program Specific Requirements – 91.220(l)(1,2,4) 212

Exhibits

SF 424 Forms

Certifications

Resolution

Resale/Recapture

Citizen Participation

- First Public Hearing
- Second Public Hearing
- Stakeholder Meetings
- Resident Surveys
- Agency/Organization Surveys

DRAFT



Substantial Amendment # 1:

The City of Johnstown amended its FY 2025-2029 Consolidated Plan and FY 2025 Annual Action Plan by making the following amendments: CD-25-01 Public Service. Reduce this project/activity budget line-item by \$10,000 and reallocate that amount of \$10,000 in CDBG funds to a new project/activity; CD-25-02 First Time Homebuyer Rehabilitation Assistance. Delete this project/activity in its entirety and reallocate a total of \$125,000 in CDBG funds to a new project/activity; CD-25-06 Sewer Lateral Line Replacement. Delete this project/activity in its entirety and reallocate a total of \$25,000 in CDBG funds to a new project/activity; CD-25-07 Economic Development Technical Assistance. Reduce this project/activity budget line-item by \$20,000 and reallocate that amount of \$20,000 in CDBG funds to a new project/activity; CD-25-13 Cypress Avenue Park. Create a new project/activity with a budget amount of \$180,000 in CDBG funds. This is a multi-year activity. The CDBG funds will be used to develop a new recreation area on the former Cypress Ave. School site in the Moxham neighborhood. Funds will be used to pay for the following items: professional fees, resurfacing the area with asphalt, installing interior and exterior fencing, stormwater management, retaining walls, walking paths, sporting areas with equipment (for tennis, pickleball, basketball, bocce, etc.), playground equipment, pavilions, benches, trash cans, lighting, etc.; HOME-25-12 First Time Homebuyer Downpayment Assistance. Update title of project to reflect that the project will no longer be for only first time homebuyers.

Executive Summary

ES-05 Executive Summary - 24 CFR 91.200(c), 91.220(b)

1. Introduction

The City of Johnstown, PA is located in Cambria County, which is located in the south-central region of Pennsylvania. The City was founded in 1800 and soon grew as a large hub in the 1800s due to its strategic location along transportation routes during the industrial age, including canals,

rivers, and railroads. Due to its unique location at the junction of the Stonycreek and the Little Conemaugh Rivers, as well as its position in a valley, the City has become known for its high flood risk, seeing several major damaging floods in 1889, 1894, 1907, 1924, 1936, and 1977. Like most industrial-oriented cities, Johnstown suffered from the gradual decline of American heavy industry in the 20th century. Reaching its peak of 67,000 residents in 1920, today, the City has a population of just over 18,000 residents and is expected to continue declining. Today, the City looks to diversify its economy and attract new residents to begin growing once again.

The City of Johnstown is an entitlement community under the U.S. Department of Housing & Urban Development's (HUD) for the following Federal programs:

- Community Development Block Grant (CDBG); and
- HOME Investment Partnership (HOME).

In compliance with the HUD regulations, the City of Johnstown has prepared this FY 2025-2029 Five Year Consolidated Plan for the period of July 1, 2025 through June 30, 2030. This Five Year Consolidated Plan is a strategic plan for the implementation of the City's Federal Programs for housing, community and economic development within the City of Johnstown.

The City has established the following FY 2025-2029 Five Year Consolidated Plan Strategies for the next five (5) year period:

- Housing Strategy;
- Homeless Strategy;
- Other Special Needs Strategy;
- Community Development Strategy;
- Economic Development Strategy; and
- Administration, Planning, and Management Strategy.

The Five Year Consolidated Plan outlines the specific initiatives the City will undertake to address its needs and objectives by promoting:

- the rehabilitation and construction of decent, safe, and sanitary housing;
- affordable housing;
- homeownership programs;
- a suitable living environment;
- the improvement of public service programs;
- the improvement of public safety programs;
- the expansion of economic opportunities;
- the removal of slums and blighting conditions;
- the improvements of public facilities
- the improvements of City infrastructure; and

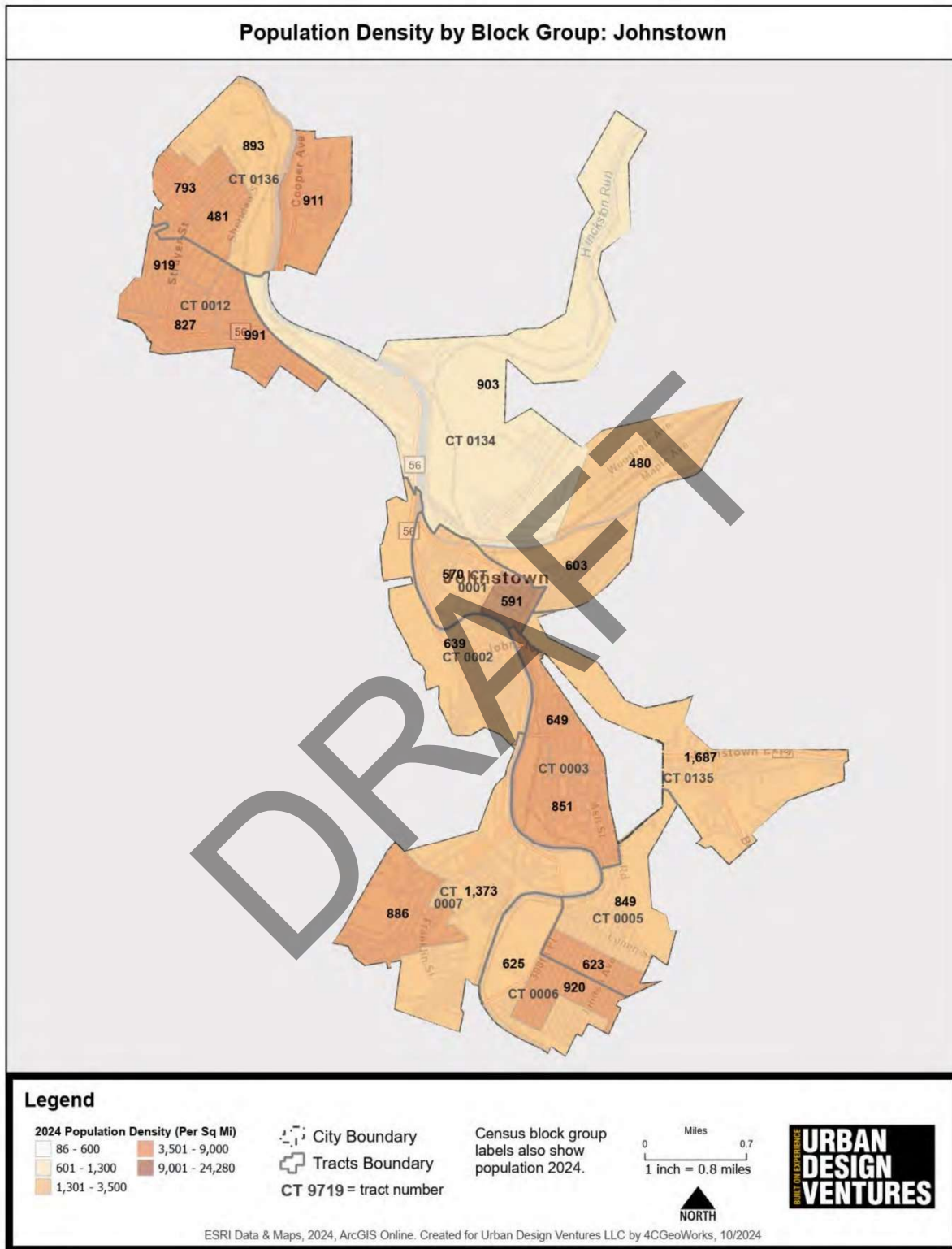
- principally benefitting low- and moderate-income persons.

The Five Year Consolidated Plan is a collaborative effort of the City of Johnstown, the community at large, social service agencies/organizations, housing providers, community development agencies/organizations, and economic development agencies/organizations. The planning process was accomplished through a series of public meetings, stakeholder interviews, resident surveys, statistical data, and review of the City's Comprehensive Plan and other community plans.

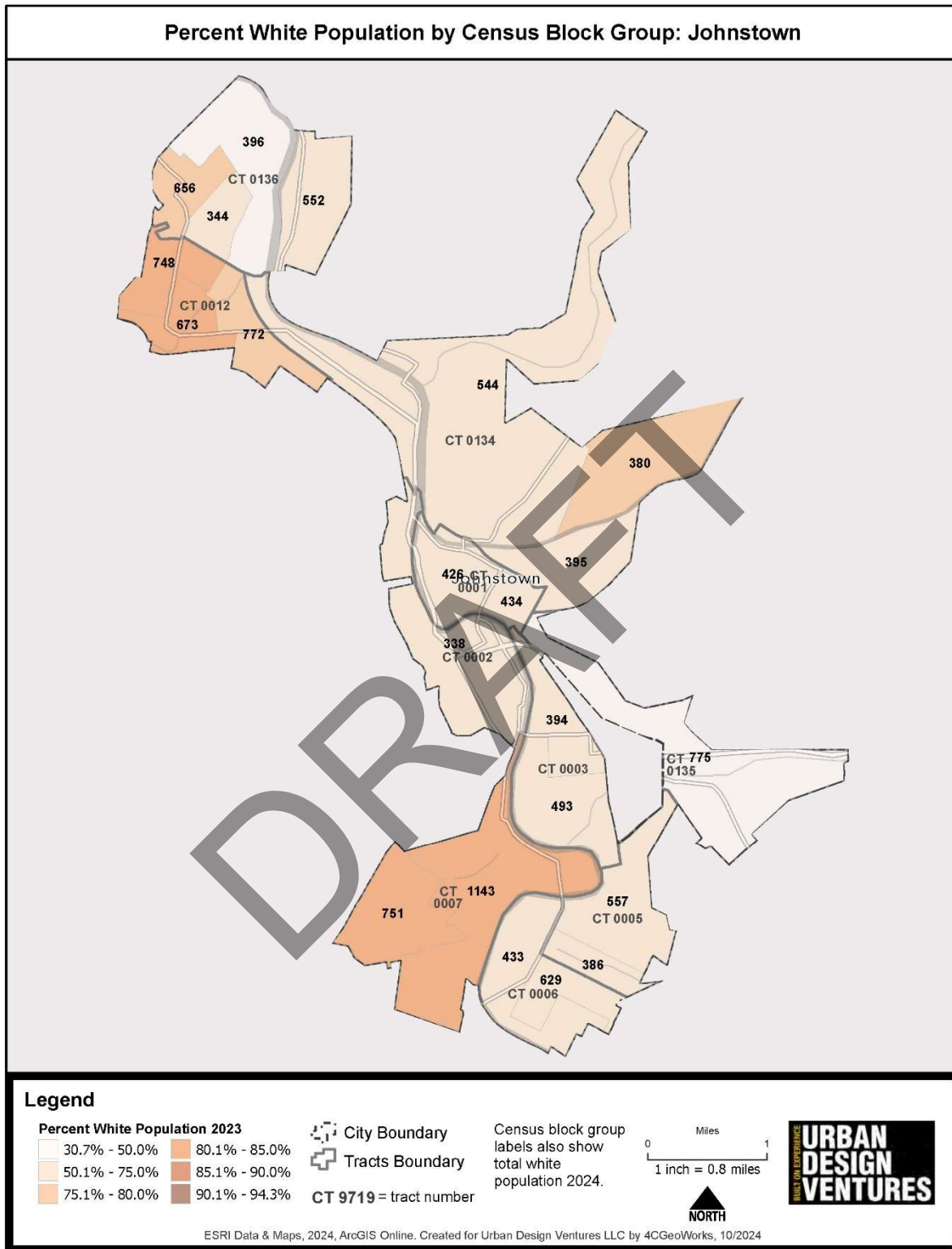
Maps:

The following maps illustrate the demographic characteristics of the City of Johnstown:

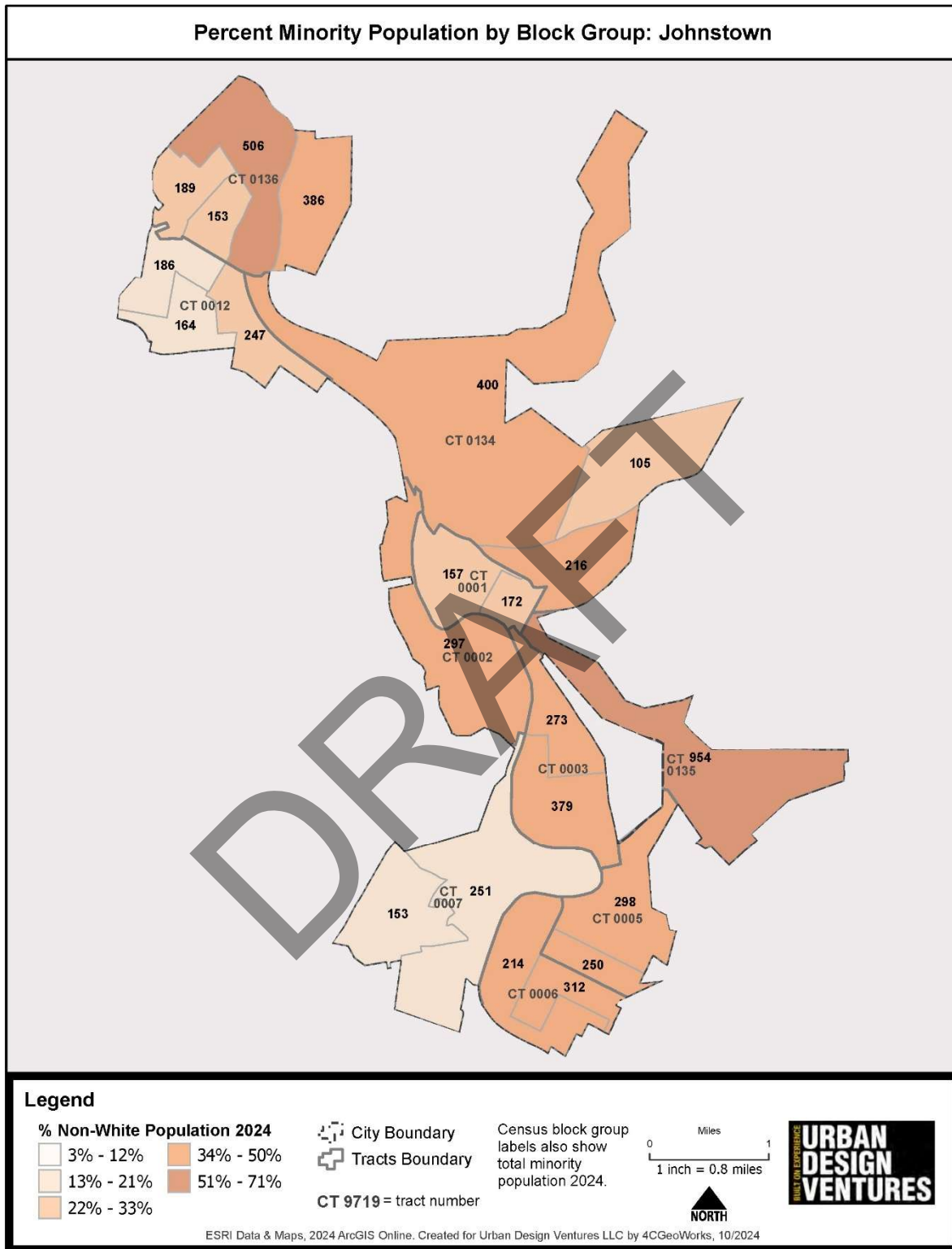
- Population Density by Block Group
- Percent White Population by Census Block Group
- Percent Minority Population by Block Group
- Percent Hispanic Population by Block Group
- Percent Population Age 65+ by Block Group
- Total Housing Units by Block Points
- Percent Owner-Occupied Housing Units by Block Group
- Percent Renter-Occupied Housing Units by Block Group
- Percent Vacant Housing Units by Block Group
- Percent Owner-Occupied Housing Units with No Vehicles by Block Group
- Percent of Households with Income Below Poverty Level by Block Group
- Low/Moderate Income Percentage by Block Group
- Low/Moderate Income with Minority Percentage by Block Group
- Commercial Hot Spots

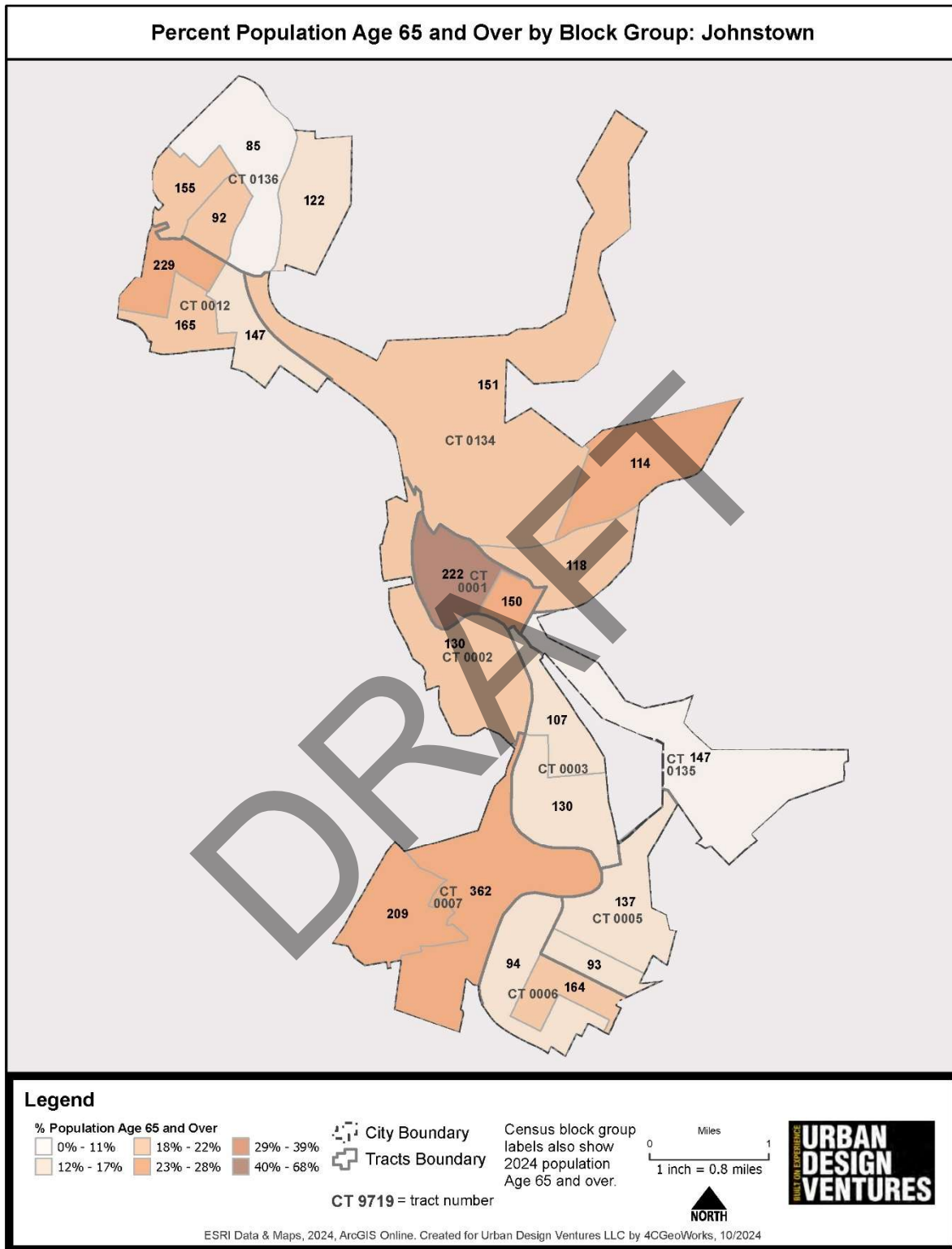


Population Density by Block Group

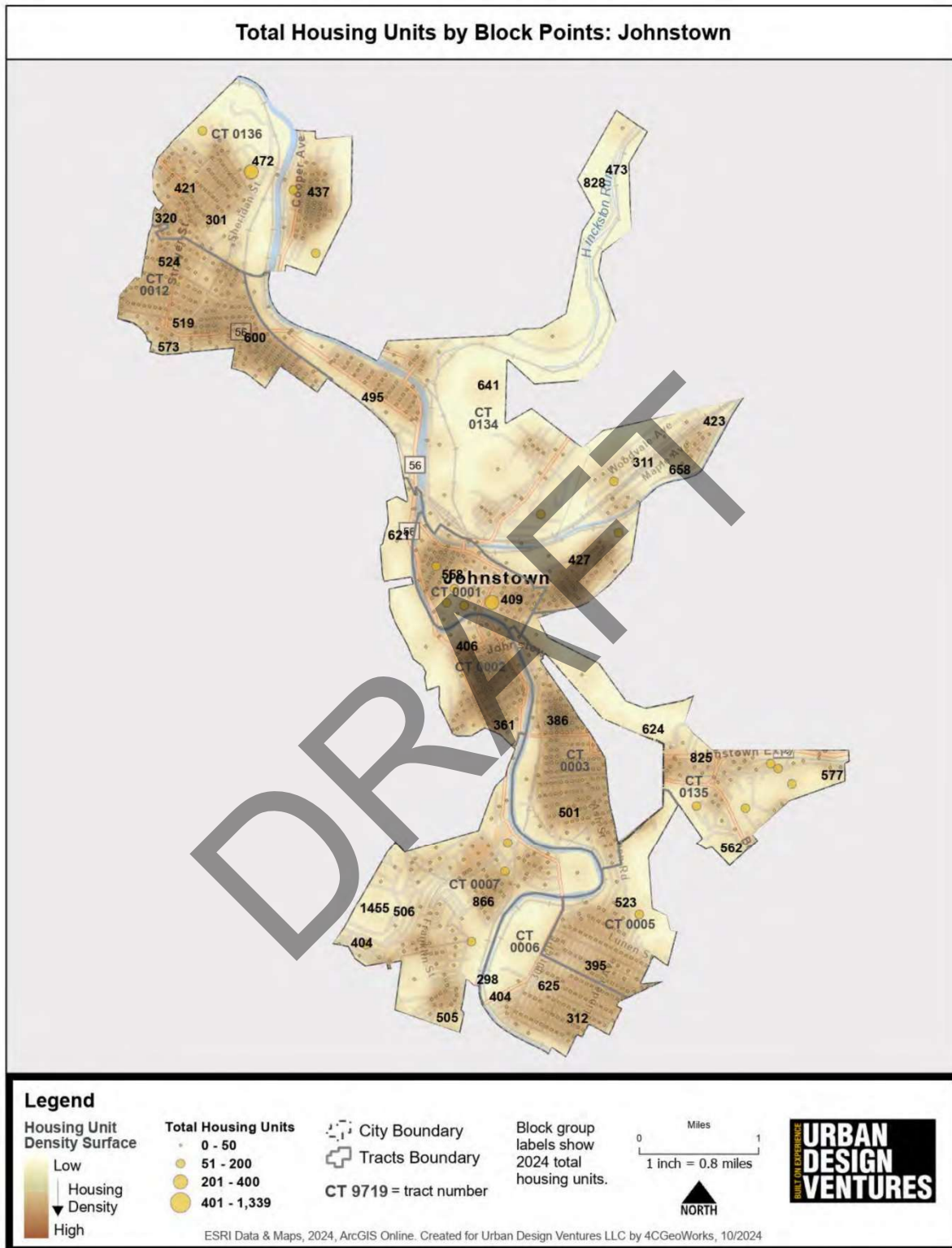


Percent White Population by Block Group

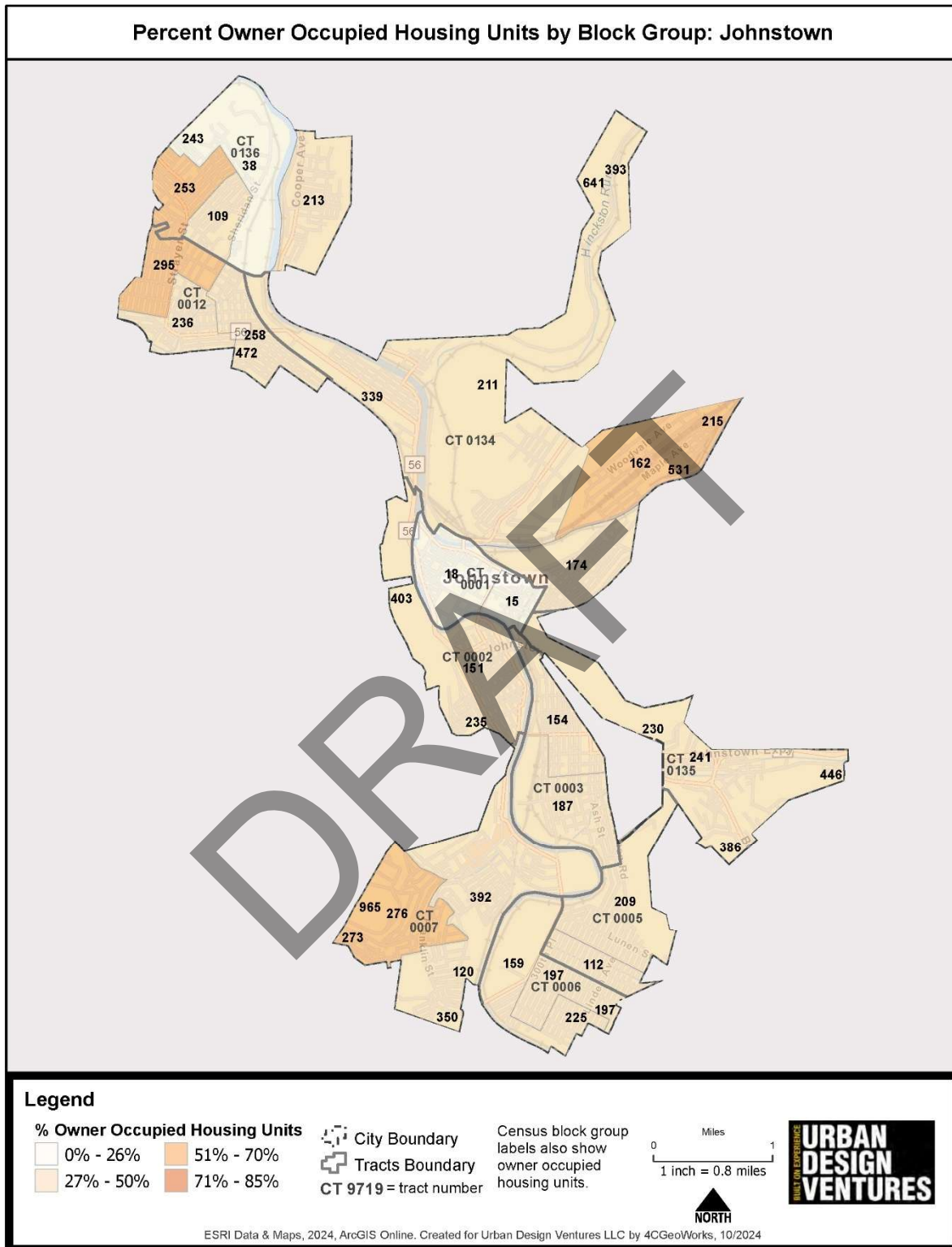




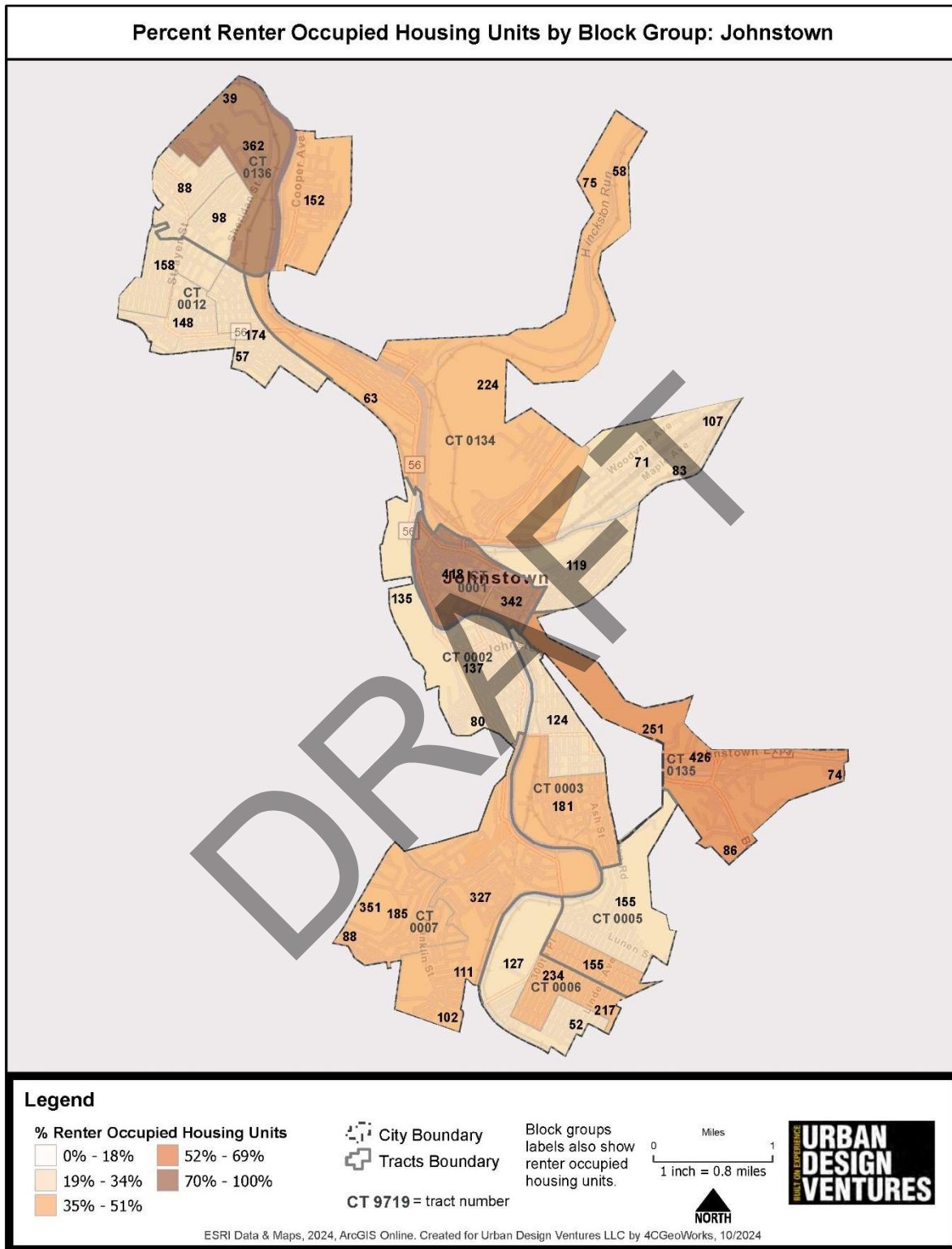
Percent Population Age 65+ by Block Group



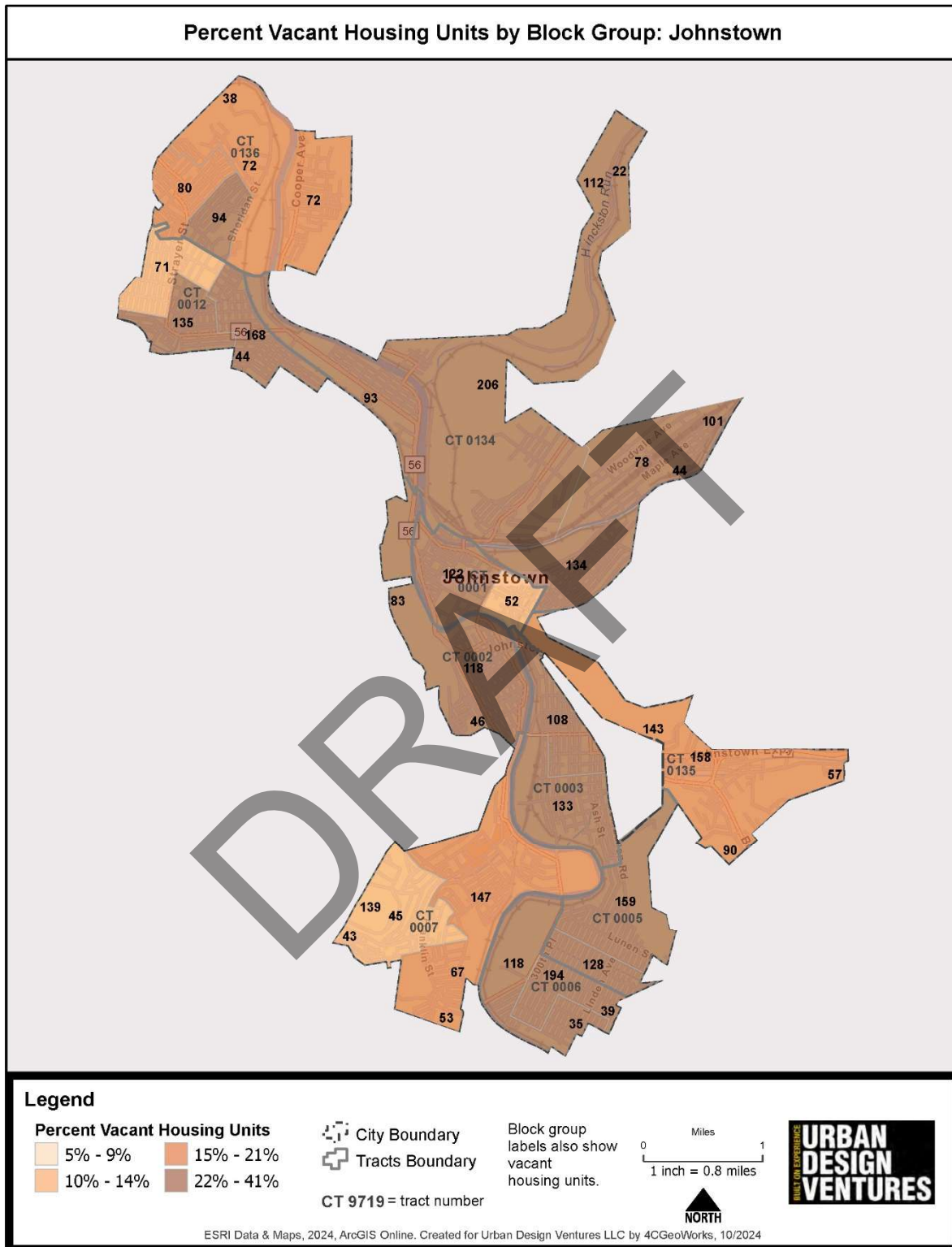
Total Housing Units by Block Points



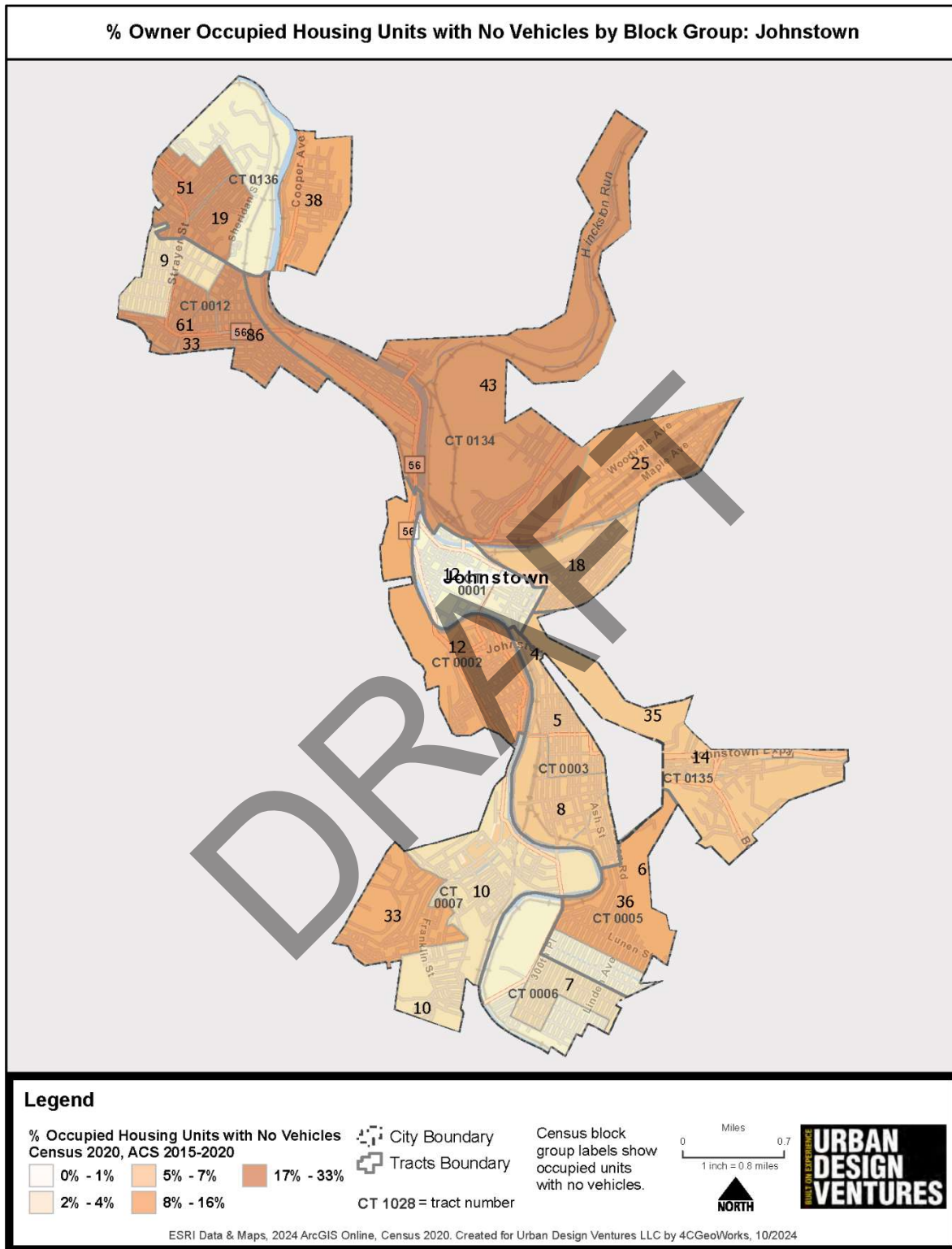
Percent Owner-Occupied Housing Units by Block Group



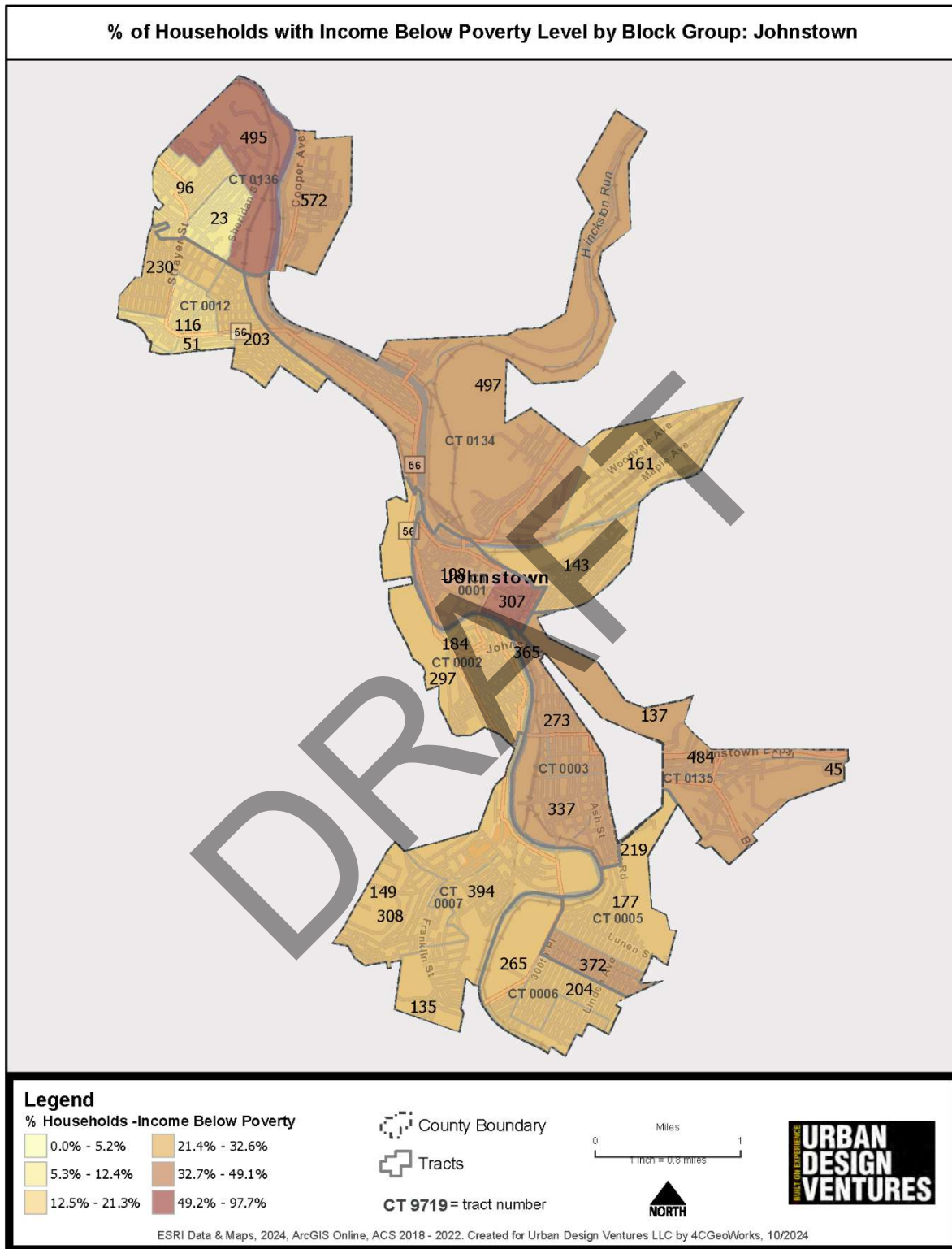
Percent Renter Occupied Housing Units by Block Group



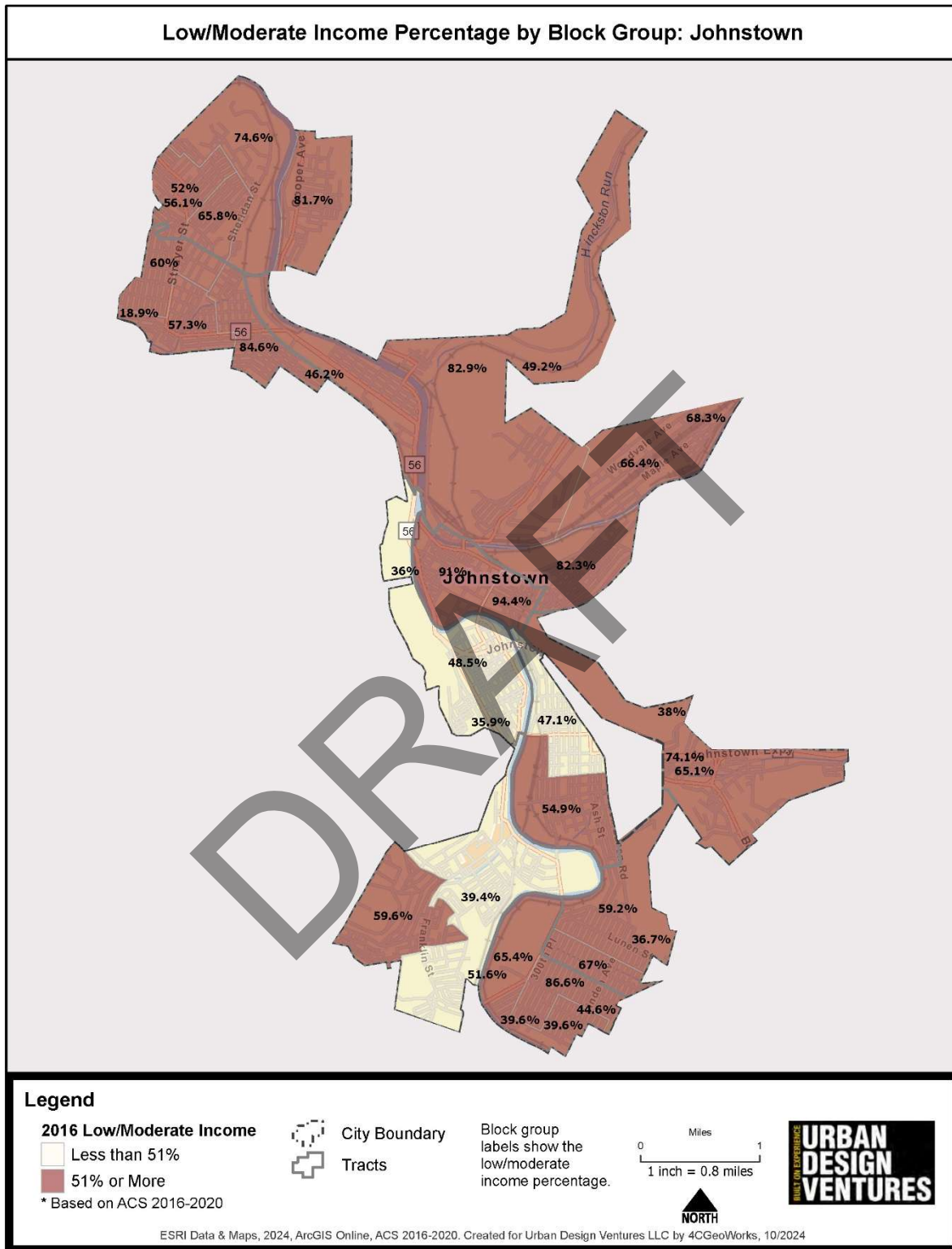
Percent Vacant Housing Units by Block Group



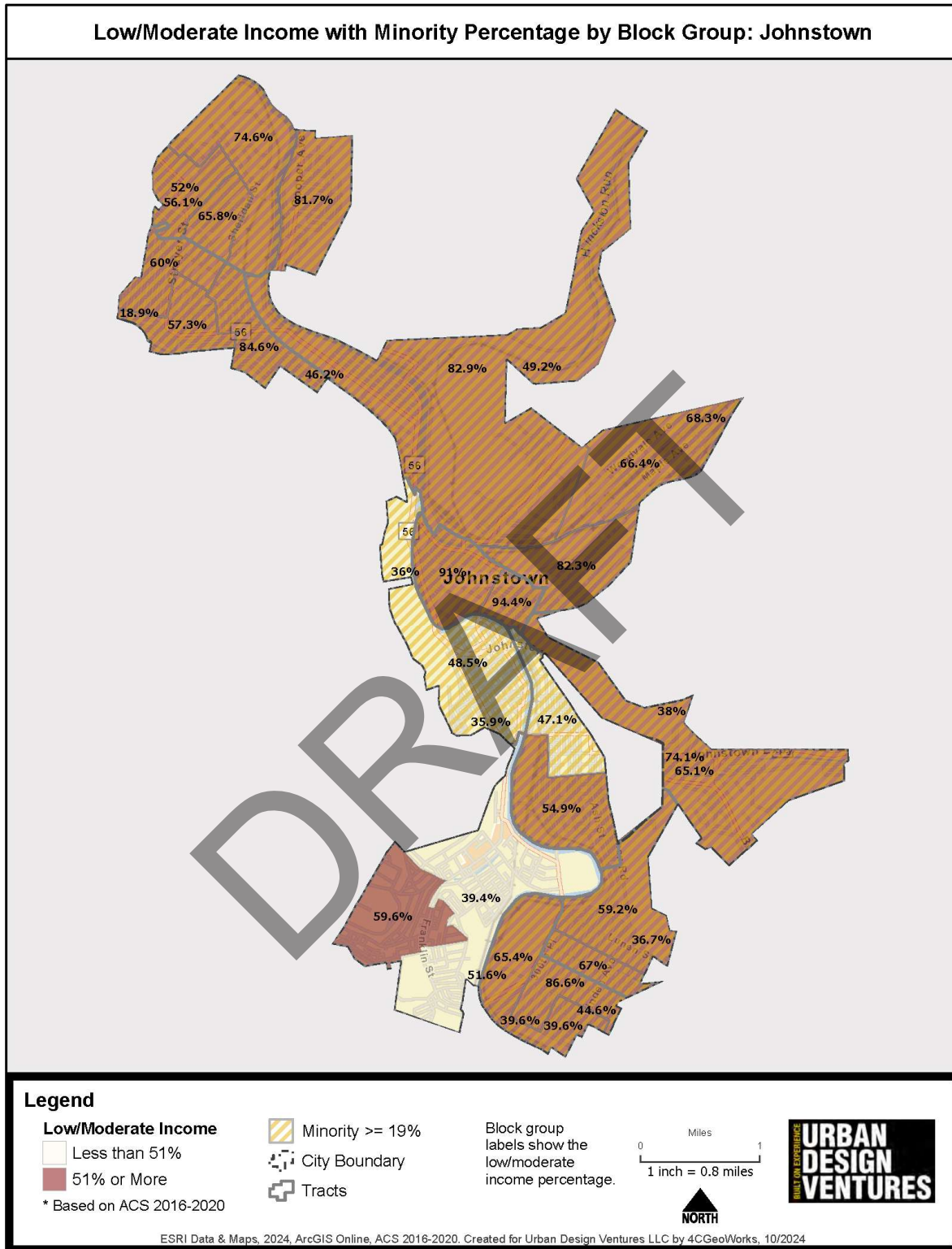
Percent Owner-Occupied Housing Units with No Vehicles by Block



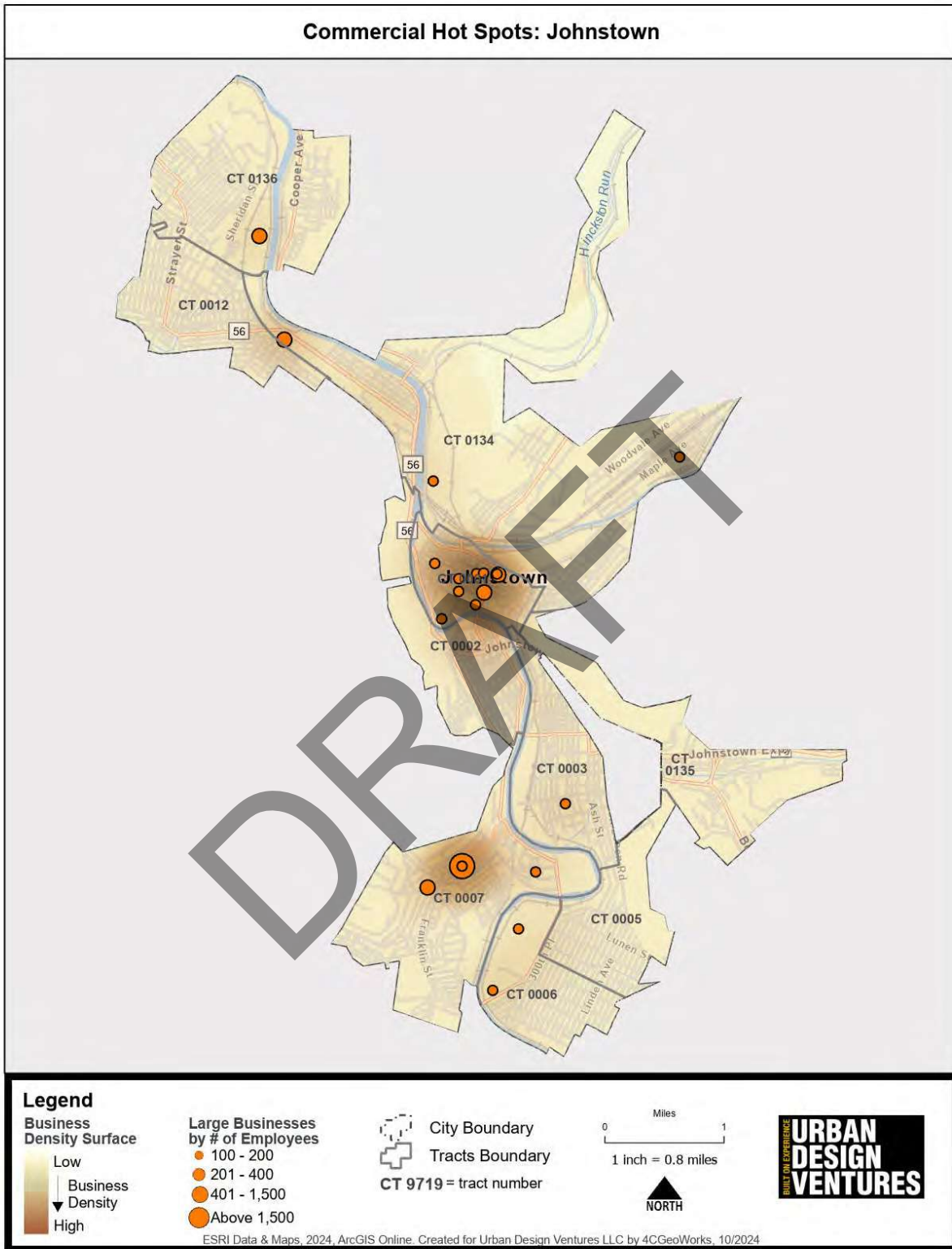
Percent of Households with Income Below Poverty Level by Block Group



Low/Moderate Income Percentage by Block Group



Low/Moderate Income with Minority Percentage by Block Group



Commercial Hot Spots

2. **Summary of the objectives and outcomes identified in the Plan Needs Assessment Overview**

The purpose of City of Johnstown's FY 2025-2029 Five Year Consolidated Plan is to serve as a consolidated planning document, an application, and a strategic plan for the City. The city has identified the following goals and strategies for the five year period spanning from FY 2025 to FY 2029.

Housing Strategy (High Priority)

Priority Need: There is a need to improve the quality of the housing stock in the City of Johnstown. The City aims to do so by increasing the supply and availability of affordable, decent, safe, sound, and accessible housing for homeowners, renters, and homebuyers.

Goals: The following housing goals are:

- **HSS-1 Homeownership** - Promote homeownership in the City by providing down payment assistance, closing cost assistance, and providing housing counseling training to low- and moderate-income residents in the City.
- **HSS-2 Housing Rehabilitation** - Provide financial assistance to low- and moderate-income homeowners and landlords to rehabilitate their existing owner-occupied housing.
- **HSS-3 Housing Construction/Rehabilitation** - Increase the supply of decent, safe, sound, and accessible housing that is affordable to owners and renters in the City through new construction and rehabilitation of vacant units.
- **HSS-4 Rent and Utility Assistance** - Provide rental assistance for low- and moderate-income renters through utility payments, security deposits, and rental payments including Tenant Based Rental Assistance for low-income households who may be faced with the threat of eviction and who are at-risk of becoming homeless.
- **HSS-5 Fair Housing** - Provide funds for training, education, outreach, and monitoring of fair housing in the City of Johnstown.

Homeless Strategy (Low Priority)

Priority Need: There is a need for housing and supportive services for homeless persons and persons who are at-risk of becoming homeless.

Goals: The following homeless goals are:

- **HMS-1 Operation/Support** - Assist homeless providers in the operation of housing and supportive services for the homeless and persons who are at-risk of becoming homeless.
- **HMS-2 Housing** - Support efforts of local agencies to provide emergency shelter, transitional housing, and permanent supportive housing for the homeless.

- **HMS-3 Prevention and Re-Housing** - Support the prevention of homelessness through anti-eviction activities and programs for rapid re-housing.

Other Special Needs Strategy (Low Priority)

Priority Needs: There is a need for affordable housing, services, and facilities for the elderly, frail elderly, persons with disabilities, victims of domestic violence, persons with alcohol/drug dependency, and persons with other special needs.

Goals: The following special needs goals are:

- **SNS-1 Social Services** - Provide support for the elderly, frail elderly, persons with disabilities, victims of domestic violence, the developmentally delayed, persons with alcohol/drug dependency, and persons with other special needs through the development of social service organizations and providers.
- **SNS-2 Housing** - Increase the supply of affordable, accessible, decent, safe, sound, and sanitary housing for the elderly, frail elderly, persons with disabilities, victims of domestic violence, the developmentally delayed, persons with alcohol/drug dependency, and persons with other special needs through rehabilitation of existing buildings and new construction.
- **SNS-3 Accessibility** - Promote and assist in making reasonable accommodations and accessibility improvements in housing for homeowners and renters, and bring public facilities and infrastructure into compliance with Federal, State, and local Laws.

Community Development Strategy (High Priority)

Priority Needs: There is a need to improve the public and community facilities, infrastructure, public social/welfare services, public safety, clearance, and the quality of life for all residents throughout the City.

Goals: The following community development goals are:

- **CDS-1 Infrastructure** - Improve the public infrastructure through rehabilitation, reconstruction, and new construction of streets, sidewalks, slopes, curbs, handicap accessibility improvements, sewer, water, storm water management, bridges, green infrastructure, the purchase of equipment, handicap accessibility, addressing hill slips, improvements/removal of architectural barriers, etc.
- **CDS-2 Community Facilities** - Improve the City's parks, recreational centers, trails, bikeways, and public and community facilities through rehabilitation, modifications for accessibility, purchase of equipment, and new construction.
- **CDS-3 Public Services** - Improve and enhance public services including programs for youth, the elderly, disabled, and other public service programs for low- and moderate-income persons.

- **CDS-4 Nutritional Services** - Promote and support programs that provide more access to food and nutritional programs for low income residents.
- **CDS-5 Clearance/Demolition** - Remove and eliminate slum and blighting conditions through demolition of vacant, abandoned, and dilapidated structures in the City.
- **CDS-6 Public Safety** - Improve the public safety facilities, equipment, crime prevention programs, community policing, and ability to respond to emergency situations.

Economic Development Strategy (Low Priority)

Priority Need: There is a need to increase employment, job training, technical assistance, work force development, and economic empowerment of low- and moderate-income residents in the City of Johnstown.

Goals: The following economic development goals are:

- **EDS-1 Employment** - Support and encourage new job creation, job retention, workforce development for low- and moderate income residents.
- **EDS-2 Financial Assistance** - Support the expansion, growth and new development of business and commercial enterprise through technical assistance programs, low interest financing and façade improvement programs.

Administration, Planning, and Management Strategy (High Priority)

Priority Need: There is a continuing need for sound planning, administration, management, and oversight of Federal, State, and local funded programs.

Goals: The following administration, planning, and management goals are:

- **AMS-1 Overall Coordination** - Provide program management and oversight for the successful administration of Federal, State, and local funded programs, including planning services for special studies, annual action plans, five year consolidated plans, substantial amendments, consolidated annual performance and evaluation reports, environmental review and clearance, fair housing, and compliance with all Federal, State, and local laws and regulations.

3. Evaluation of past performance

The City of Johnstown has a good performance record with HUD. The City regularly meets the performance standards established by HUD. Each year the City prepares its Consolidated Annual Performance and Evaluation Report (CAPER). This report is submitted within ninety (90) days after the start of the new program year. Copies of the CAPER are available for review at the City of Johnstown's Department of Community and Economic Development Office.

The FY 2023 CAPER, which was the fourth CAPER for the FY 2020-2024 Five Year Consolidated Plan was approved by HUD in IDIS on February 4, 2025. In the FY 2023 CAPER, the City of Johnstown expended 92.09% of its CDBG funds to benefit low- and moderate-income persons. The City expended 3.15% of its funds during the FY 2023 CAPER period on public services, which is below the statutory maximum of 15%. The City expended 20.0% of its CDBG funds during this CAPER period on Planning and Administration, which is at the statutory maximum of 20%. The City of Johnstown's expenditure ratio at the end of the FY 2023 CAPER period was 2.04, which is above the 1.5 expenditure ratio. The City of Johnstown developed a timeliness workout plan for its CDBG funds and brought the expenditure ratio under 1.5 draw down by May 2025.

4. Summary of citizen participation process and consultation process

The City of Johnstown has followed its Citizen Participation Plan in the planning and preparation of the Five Year Consolidated Plan and the FY 2025 Annual Action Plan. The City held its first public hearing on the needs of the community and its residents on Wednesday, March 5, 2025 at 5:00 PM. This provided the residents, agencies and organizations with the opportunity to discuss the City's CDBG and HOME Programs and to provide suggestions for future CDBG and HOME Programs priorities and activities.

The FY 2025-2029 Five Year Consolidated Plan and FY 2025 Annual Action Plan were on public display beginning Monday, June 9, 2025 through Tuesday, July 8, 2025 at the following locations in the City and on the City's website (<https://www.johnstownpa.gov/>):

- **City Hall** – 401 Main Street, Johnstown, PA 15901
- **Cambria County Public Library** – 248 Main Street, Johnstown, PA 15901
- **The Johnstown Housing Authority** – 501 Chestnut Street, Johnstown, PA 15906

The following schedule was used in the preparation of the FY 2025-2029 Five Year Consolidated Plan and FY 2025 Annual Action Plan:

- **Publish First Public Hearing in the Newspaper** - Monday, February 17, 2025
- **Stakeholders Consultation** - Week of March 3, 2025

- **First Public Hearing** - Wednesday, March 5, 2025 at 5:00 PM
- **Publish Second Public Hearing Notice and that Annual Action Plan is on Display** - Friday, June 6, 2025
- **FY 2025-2029 Five Year Consolidated Plan and FY 2025 Annual Action Plan goes on Display** - Monday, June 9, 2025
- **Second Public Hearing** - Monday, June 30, 2025 at 5:00 PM
- **End of FY 2025-2029 Five Year Consolidated Plan and FY 2025 Annual Action Plan on Display** - Tuesday, July 8, 2025
- **City Council Adoption of the FY 2025-2029 Five Year Consolidated Plan and FY 2025 Annual Action Plan** - Wednesday, July 9, 2025
- **FY 2025-2029 Five Year Consolidated Plan and FY 2025 Annual Action Plan submitted to HUD via IDIS** - On or before Friday, August 15, 2025
- **Program Year Begins** - July 1, 2025

A resident survey was prepared and sent out to service providers and agencies in the City to distribute to their clients. A copy was placed on the City's website. The results of the survey were used to help determine the goals and outcomes. A more detailed analysis and description of the citizen participation process is contained in section PR-15 Citizen Participation.

Substantial Amendment # 1:

The City of Johnstown placed the Substantial Amendment on public display from Monday, April 13, 2026 through Tuesday, May 12, 2026. The City held a Public Hearing on the Substantial Amendment No. 1 on Tuesday, May 7, 2026 at 5:30 PM in the City Council Chambers, City Hall, 401 Washington Street, Johnstown, PA 15901. The purpose of the Public Hearing was to present the Substantial Amendment to the residents for the FY 2019, 2020, 2021, 2022, 2023, 2024, and 2025 CDBG and HOME funds.

5. Summary of public comments

The City of Johnstown held its First Public Hearing on Wednesday, February 5, 2025 at 5:00 PM. Comments received at that public hearing are included in the attachments at the end of the Five Year Consolidated Plan.

The FY 2025-2029 Five Year Consolidated Plan and FY 2025 Annual Action Plan were placed on public display from June 9, 2025 to July 8, 2025. A Public Hearing was held on June 30, 2025. Comments that were received at this Public Hearing and during the display period are included in the attachments at the end of this Five Year Consolidated Plan.

The Citizen Participation section includes the newspaper ads, meeting flyers, the sign-in sheets, and the summary of the minutes from the public hearings.

6. Summary of comments or views not accepted and the reasons for not accepting them

All comments and suggestions that were received to date, have been accepted and incorporated into the planning document.

7. Summary

The main goals of the FY 2025-2029 Five Year Consolidated Plan are to:

- improve the living conditions of all residents in the City of Johnstown;
- create a suitable living environment;
- create affordable housing for City residents; and
- to address the housing and community development needs of the City's residents.

The Five Year Consolidated Planning process requires that the City prepare in a single document its strategies and goals to address housing needs; establish and maintain a suitable living environment; and to encourage economic opportunities for every resident. The City will use the Five Year Consolidated Plan goals to allocate CDBG and HOME funds over the next five (5) years and to provide direction to its strategic partners, participating agencies, and stakeholder organizations to address the housing and community development needs of the low- and moderate-income residents of the City of Johnstown. HUD will evaluate the City's performance based on the goals established in the Five Year Consolidated Plan.

The FY 2025-2029 Five Year Consolidated Plan and FY 2025 Annual Action Plan were on public display beginning Monday, June 9, 2025 through Tuesday, July 8, 2025 at the following locations in the City and on the City's website (<https://www.johnstownpa.gov/>):

- **City Hall** - 401 Main Street, Johnstown, PA 15901
- **Cambria County Public Library** - 248 Main Street, Johnstown, PA 15901
- **The Johnstown Housing Authority** - 501 Chestnut Street, Johnstown, PA 15906

A Public Hearing was held on June 30, 2025 to discuss the proposed activities and solicit citizen comments on the Plans. Upon completion of the 30-day comment period, the City of Johnstown submitted the FY 2025-2029 Five Year Consolidated Plan and FY 2025 Annual Action Plan to the U.S. Department of Housing and Urban Development Pittsburgh Office on or before Friday, August 15, 2025.

Substantial Amendment # 1:

City Council approved the Substantial Amendment on Wednesday, May 15, 2026 and the FY 2025-2029 Consolidated Plan and FY 2025 Annual Action Plan were re-submitted to HUD.

- **CD-25-01 Public Service.** Reduce this project/activity budget line-item by \$10,000 and reallocate that amount of \$10,000 in CDBG funds to a new project/activity.
- **CD-25-02 First Time Homebuyer Rehabilitation Assistance.** Delete this project/activity in its entirety and reallocate a total of \$125,000 in CDBG funds to a new project/activity.
- **CD-25-06 Sewer Lateral Line Replacement.** Delete this project/activity in its entirety and reallocate a total of \$25,000 in CDBG funds to a new project/activity.
- **CD-25-07 Economic Development Technical Assistance.** Reduce this project/activity budget line-item by \$20,000 and reallocate that amount of \$20,000 in CDBG funds to a new project/activity.
- **CD-25-13 Cypress Avenue Park.** Create a new project/activity with a budget amount of \$180,000 in CDBG funds. This is a multi-year activity. The CDBG funds will be used to develop a new recreation area on the former Cypress Ave. School site in the Moxham neighborhood. Funds will be used to pay for the following items: professional fees, resurfacing the area with asphalt, installing interior and exterior fencing, stormwater management, retaining walls, walking paths, sporting areas with equipment (for tennis, pickleball, basketball, bocce, etc.), playground equipment, pavilions, benches, trash cans, lighting, etc.
- **HOME-25-12 First Time Homebuyer Downpayment Assistance.** Update title of project to reflect that the project will no longer be for only first time homebuyers.

Copies of the Substantial Amendment were on public display for viewing by the public for a period of 30 days beginning Monday, April 13, 2026 and ending on Tuesday, May 12, 2026 on the City's website at <http://johnstownpa.gov> and at the following locations:

- **City Hall** - 401 Main Street, Room 200, Johnstown, PA 15901
- **Cambria County Public Library** - 248 Main Street, Johnstown, PA 15901
- **Johnstown Housing Authority** - 501 Chestnut Street, Johnstown, PA 15906

8. FY 2025 CDBG and HOME Programs Budget

The following financial resources are included in the FY 2025 Annual Action Plan which anticipates funding to be received to address the Strategies and Goals identified in the City of Johnstown's FY 2025-2029 Five Year Consolidated Plan. The City of Johnstown will receive the following Federal funds during the FY 2025 program year:

- **FY 2025 CDBG Allocation** - \$1,166,725.00
- **CDBG Program Income** - \$0.00
- **FY 2025 HOME Allocation** - \$184,090.31
- **HOME Program Income** - \$0.00
- **Total Funds: \$1,350,815.31**

The City of Johnstown proposes to undertake the following projects/activities with the FY 2025 CDBG funds:

FY 2025 CDBG Budget:

- **Public Service - \$30,000.00**
- ~~**First Time Homebuyer Rehabilitation - \$125,000.00**~~
- **Owner Occupied Housing Rehabilitation - \$383,380.00**
- **Rehabilitation/Delivery Costs - \$70,000.00**
- **Demolition/Clearance - \$250,000.00**
- ~~**Sewer Lateral Line Replacement Program - \$25,000.00**~~
- **Economic Development Technical Assistance - \$20,000.00**
- **CDBG Administration - \$173,345.00**
- **CDBG Planning - \$60,000.00**
- **Cypress Avenue Park - \$180,000.00**
- **Total CDBG Funds: \$1,166,725.00**

The City of Johnstown proposed to undertake the following projects/activities with the FY 2025 HOME funds:

FY 2025 HOME Budget:

- **HOME Administration - \$18,409.00**
- **CHDO Set-Aside - \$27,614.00**
- ~~**First Time Homebuyer Downpayment Assistance - \$138,067.31**~~
- **Total HOME funds: \$184,090.31**

The Process

PR-05 Lead & Responsible Agencies 24 CFR 91.200(b)

1. Describe agency/entity responsible for preparing the Consolidated Plan and those responsible for administration of each grant program and funding source

The following are the agencies/entities responsible for preparing the Consolidated Plan and those responsible for administration of each grant program and funding source.

Agency Role	Name	Department/Agency
Lead Agency	Johnstown	Department of Community and Economic Development
CDBG Administrator	Johnstown	Department of Community and Economic Development
HOME Administrator	Johnstown	Department of Community and Economic Development

Table 1 – Responsible Agencies

Narrative (optional)

The City of Johnstown Department of Community and Economic Development is the administrating agency for the CDBG and HOME programs. The Department of Community and Economic Development prepares the Five Year Consolidated Plan, Annual Action Plans, Environmental Review Records (ERRs), the Consolidated Annual Performance and Evaluation Reports (CAPER), monitoring, pay requests, contracting, and oversight of the programs on a day to day basis. In addition, the City of Johnstown has a private planning consulting firm available to assist the City on an as-needed basis.

Consolidated Plan Public Contact Information

Mr. John Rutledge
 Director, Community and Economic Development
 City of Johnstown
 401 Main Street
 Johnstown, PA 15901
 (P) 814.539.2504 Ext. 110
 (F) 814.410.0991
 (E) jrutledge@johnstownpa.gov
 (W) <https://www.johnstownpa.gov>

PR-10 Consultation - 91.100, 91.200(b), 91.215(I)

1. Introduction

While preparing the FY 2025-2029 Five Year Consolidated Plan and FY 2025 Annual Action Plan, the City of Johnstown consulted with the Johnstown Housing Authority (JHA), Johnstown Redevelopment Authority (JRA), social services agencies, housing providers, and members of the Eastern Pennsylvania CoC's South Central Regional Homeless Advisory Board (RHAB), which includes (9) counties in South Central Pennsylvania, including Cambria County.

Provide a concise summary of the jurisdiction's activities to enhance coordination between public and assisted housing providers and private and governmental health, mental health and service agencies (91.215(I)).

The City of Johnstown works with the following agencies to enhance coordination:

- **City of Johnstown, Department of Community and Economic Development** - oversees the CDBG and HOME programs.
- **Johnstown Housing Authority** - oversees the Section 8 Housing Choice Voucher Program, improvements to public housing communities, and the development of scattered site affordable housing.
- **Social Services Agencies** - provides services to address the needs of low- and moderate-income persons.
- **Housing Providers** - rehabilitates and develops affordable housing for low- and moderate-income families and individuals.
- **Eastern Pennsylvania CoC - South Central RHAB** - oversees the Continuum of Care Network for Central Pennsylvania for the following counties: Adams, Bedford, Blair, Cambria, Centre, Franklin, Fulton, Huntingdon, Somerset.

Each year, as part of the CDBG and HOME application planning process, local agencies, and organizations are invited to submit proposals for CDBG and HOME funds for eligible activities. These groups participate in the planning process by attending the public hearings, informational meetings, and completing survey forms.

Describe coordination with the Continuum of Care and efforts to address the needs of homeless persons (particularly chronically homeless individuals and families, families with children, veterans, and unaccompanied youth) and persons at risk of homelessness

The City of Johnstown is part of the Eastern PA CoC, South Central Regional Homeless Advisory Board (RHAB), which oversees the Continuum of Care Network for Central Pennsylvania for thirty-

three (33) counties. Cambria County agencies in the CoC, which serve the City of Johnstown, include the Cambria County Behavioral Health, Greater Johnstown Landlord Association, Blair County Community Action Program, Center for Community Action, Catholic Charities, Southwestern Pennsylvania Legal Services, and the Women's Help Center.

The homeless planning process in the Eastern PA CoC Region focuses on goals and strategies to meet the needs of both the chronically homeless and the periodically homeless populations. The goals of the CoC include reducing the overall number of people experiencing homelessness; ending chronic and veterans homelessness; reducing homelessness among families with children and youth experiencing homelessness; decreasing the duration of the average time an individual spends homeless; and setting a path to end all forms of homelessness.

The Board comprises a diverse set of representative stakeholders throughout the region, including many social service and governmental organizations. Each RHAB has two (2) co-chairs on the governing board of the CoC. Each RHAB works with a diverse array of stakeholders that are participating in efforts to end homelessness, including veteran services; domestic violence survivor services; local county governments; other social service providers; public housing authorities; and people with lived experience of homelessness.

CoC-wide planning is also implemented through RHAB subcommittees, including project review and ranking. RHAB members participate in local community meetings and relay information to the CoC. RHABs are trained in reaching out to individuals with disabilities through the provision of accessible materials, as well as addressing the needs of non-Native English speakers. The CoC hosts two annual membership meetings to train RHAB participants in the full use of the VI-SPDAT as an evaluation tool, and the use of HMIS.

The continuum encompasses prevention services, outreach and assessment, day centers, emergency shelters, transitional and permanent housing, and appropriate supportive services. Homeless services are available to families and individuals and to persons with special needs including HIV/AIDS, the handicapped, substance addiction, and mental disabilities.

Describe consultation with the Continuum(s) of Care that serves the jurisdiction's area in determining how to allocate ESG funds, develop performance standards and evaluate outcomes, and develop funding, policies and procedures for the administration of HMIS

ESG funds for member counties and cities in the Eastern PA CoC are administered through the Pennsylvania Department of Community and Economic Development (DCED). The CoC is consulted by DCED regarding past program performance and involvement of ESG applicants. The CoC provides input on the allocation of ESG funding to subrecipients, through the formation and deliberation of an ESG committee. DCED utilizes a checklist score of performance data to evaluate ESG projects. ESG applications are reviewed by Regional Housing Advisory Committees (RHACs).

Recipients of ESG in Cambria County include Cambria County Behavioral Health and the Greater Johnstown Landlord Association (for administration), Catholic Charities of Cambria County, and the Women's Help Center. DCED acts as the HMIS lead and consults with the members of the Continuum of Care to collect data and use comparable databases, such as the Victim Service Providers database, to document data in a manner that benefits proper program assessment.

The Eastern PA CoC funds a CoC-wide HMIS project, which is implemented by the Commonwealth of PA. Written standards are created by the PA-509 Eastern Pennsylvania Continuum of Care, which were approved by the CoC Governing Board on October 21, 2019. Program standards are listed in the written standards, which are the general requirements for all programs, in addition to case management standards, eligibility standards, prioritization standards, and Coordinated Entry standards. Separate standards are also included in the written standards for each program type.

The South Central RHAB will review individual program performance on each of the objectives and will contact those that are below the CoC average to determine why and develop strategies to overcome barriers that program participants have in achieving better outcomes. Through the Steering Committee, the RHAB chairs will present barriers they have identified - if there is a common pattern, DCED and the State's CoC Consultant will develop a technical assistance module to address these barriers.

2. Describe Agencies, groups, organizations and others who participated in the process and describe the jurisdictions consultations with housing, social service agencies and other entities

1.	Agency/Group/Organization	City of Johnstown
	Agency/Group/Organization Type	Housing Services-Employment Service-Fair Housing Agency - Managing Flood Prone Areas Agency - Management of Public Land or Water Resources Agency - Emergency Management Other government - Local Planning organization Grantee Department

	<p>What section of the Plan was addressed by Consultation?</p>	<p>Housing Need Assessment Homelessness Strategy Non-Homeless Special Needs Market Analysis Economic Development Anti-poverty Strategy Lead-based Paint Strategy Community Development Strategy</p>
	<p>Briefly describe how the Agency/Group/Organization was consulted. What are the anticipated outcomes of the consultation or areas for improved coordination?</p>	<p>The City's Departments of Community and Economic Development and City Management were interviewed for their input on the housing needs, homeless needs, non-homeless special needs, community development, and economic development needs and goals for the City of Johnstown.</p>
<p>2.</p>	<p>Agency/Group/Organization</p>	<p>Johnstown Housing Authority</p>
	<p>Agency/Group/Organization Type</p>	<p>Housing PHA Services - Housing Other government - Local Planning organization Grantee Department</p>
	<p>What section of the Plan was addressed by Consultation?</p>	<p>Housing Need Assessment Public Housing Needs Non-Homeless Special Needs Market Analysis Anti-poverty Strategy Community Development Strategy</p>
	<p>Briefly describe how the Agency/Group/Organization was consulted. What are the anticipated outcomes of the consultation or areas for improved coordination?</p>	<p>Johnstown Housing Authority was contacted to determine the housing needs of its very low-income clients.</p>
<p>3.</p>	<p>Agency/Group/Organization</p>	<p>Johnstown Fire Department</p>
	<p>Agency/Group/Organization Type</p>	<p>Services - Health Services - Victims Agency - Emergency Management Other government - Local Grantee Department</p>

	What section of the Plan was addressed by Consultation?	Housing Need Assessment Homelessness Strategy Non-Homeless Special Needs Community Development Strategy
	Briefly describe how the Agency/Group/Organization was consulted. What are the anticipated outcomes of the consultation or areas for improved coordination?	The Johnstown Fire Department was contacted to determine the emergency management needs of the community. The City reviewed its program and funded activities that met the goals and objectives as outlined in the City's Five Year Consolidated Plan to address these needs.
4.	Agency/Group/Organization	Johnstown Police Department
	Agency/Group/Organization Type	Agency – Emergency Management Services – Victims of Domestic Violence Services – Victims Other government - Local Services - Health
	What section of the Plan was addressed by Consultation?	Housing Need Assessment Homelessness Strategy Non-Homeless Special Needs Community Development Strategy
	Briefly describe how the Agency/Group/Organization was consulted. What are the anticipated outcomes of the consultation or areas for improved coordination?	The Johnstown Police Department was contacted through a stakeholder meeting. They outlined the needs of the police department, as well as needs concerning community development.
5.	Agency/Group/Organization	City of Johnstown Public Works
	Agency/Group/Organization Type	Agency – Managing Flood Prone Areas Agency – Management of Public Land or Water Resources Other government - Local
	What section of the Plan was addressed by Consultation?	Housing Need Assessment Non-Homeless Special Needs Community Development Strategy
	Briefly describe how the Agency/Group/Organization was consulted. What are the anticipated outcomes of the consultation or areas for improved coordination?	The Johnstown Department of Public Works was contacted through a stakeholder meeting. They outlined the needs of the department, as well as needs concerning community development.

6.	Agency/Group/Organization	City of Johnstown Parks and Recreation
	Agency/Group/Organization Type	Services – Children Services – Elderly Persons Agency – Management of Public Land or Water Resources Other government - Local
	What section of the Plan was addressed by Consultation?	Housing Need Assessment Homelessness Strategy Non-Homeless Special Needs Community Development Strategy
	Briefly describe how the Agency/Group/Organization was consulted. What are the anticipated outcomes of the consultation or areas for improved coordination?	The Johnstown Department of Parks and Recreation was contacted through a stakeholder meeting. They outlined the needs of the department, as well as needs concerning community development.
7.	Agency/Group/Organization	Eastern PA CoC - Regional Homeless Advisory Board (South Central-RHAB)
	Agency/Group/Organization Type	Services-homeless Publicly Funded Institution/System of Care Regional organization
	What section of the Plan was addressed by Consultation?	Homeless Needs - Chronically homeless Homeless Needs - Families with children Homelessness Needs - Veterans Homelessness Needs - Unaccompanied youth Homelessness Strategy Anti-poverty Strategy Community Development Strategy
	Briefly describe how the Agency/Group/Organization was consulted. What are the anticipated outcomes of the consultation or areas for improved coordination?	The Eastern PA CoC South Central-RHAB was contacted and presented the homeless needs in the region, Point In Time Survey results, and 2024 CoC funding amounts.
8.	Agency/Group/Organization	Cambria-Somerset Association of Realtors
	Agency/Group/Organization Type	Housing Services - Housing Services - Fair Housing Regional Organization Business Leaders

	What section of the Plan was addressed by Consultation?	Housing Need Assessment Non-Homeless Special Needs Market Analysis Economic Development
	Briefly describe how the Agency/Group/Organization was consulted. What are the anticipated outcomes of the consultation or areas for improved coordination?	The Cambria-Somerset Association of Realtors was contacted through a stakeholder meeting and outlined the major housing and community development needs.
9.	Agency/Group/Organization	Greater Johnstown Landlord Association
	Agency/Group/Organization Type	Housing Services - Housing Services - Fair Housing Regional Organization Business Leaders
	What section of the Plan was addressed by Consultation?	Housing Need Assessment Non-Homeless Special Needs Market Analysis Economic Development
	Briefly describe how the Agency/Group/Organization was consulted. What are the anticipated outcomes of the consultation or areas for improved coordination?	The Greater Johnstown Landlord Association was contacted through a stakeholder meeting and outlined the major housing and community development needs.
10.	Agency/Group/Organization	Summit Legal Aid
	Agency/Group/Organization Type	Housing Services-Victims of Domestic Violence Service - Fair Housing Services - Victims Regional organization Planning organization
	What section of the Plan was addressed by Consultation?	Housing Need Assessment Non-Homeless Special Needs Anti-Poverty Strategy Fair Housing Strategy

	Briefly describe how the Agency/Group/Organization was consulted. What are the anticipated outcomes of the consultation or areas for improved coordination?	Summit Legal Aid was contacted to determine the Fair Housing needs of the City.
11.	Agency/Group/Organization	Johnstown Redevelopment Authority
	Agency/Group/Organization Type	Housing Services - Housing Planning organization Business and Civic Leaders
	What section of the Plan was addressed by Consultation?	Housing Need Assessment Market Analysis Economic Development Anti-poverty Strategy Community Development Strategy
	Briefly describe how the Agency/Group/Organization was consulted. What are the anticipated outcomes of the consultation or areas for improved coordination?	The City of Johnstown Redevelopment Authority was contacted to determine the housing and community development needs of residents of the City of Johnstown.
12.	Agency/Group/Organization	Cambria County Redevelopment Authority
	Agency/Group/Organization Type	Housing Services - Housing Regional organization Planning organization Other government - County Civic Leaders
	What section of the Plan was addressed by Consultation?	Housing Need Assessment Homeless Needs - Chronically homeless Homeless Needs - Families with children Homelessness Needs - Veterans Homelessness Needs - Unaccompanied youth Homelessness Strategy Market Analysis Economic Development Strategy Anti-poverty Strategy Community Development Strategy

	Briefly describe how the Agency/Group/Organization was consulted. What are the anticipated outcomes of the consultation or areas for improved coordination?	Cambria County Redevelopment Authority was contacted to determine the homeless, housing and community development needs of residents of the City of Johnstown.
13.	Agency/Group/Organization	Cambria County Area Agency on Aging
	Agency/Group/Organization Type	Services – Elderly persons Services – Health Services - Victims Services – Persons with Disabilities Other government - County
	What section of the Plan was addressed by Consultation?	Housing Need Assessment Public Housing Needs Anti-poverty Strategy Non-Homeless Special Needs
	Briefly describe how the Agency/Group/Organization was consulted. What are the anticipated outcomes of the consultation or areas for improved coordination?	Cambria County Area Agency on Aging was contacted to determine health and community development priorities in the City of Johnstown.
14.	Agency/Group/Organization	The Learning Lamp
	Agency/Group/Organization Type	Services - Children Services - Education Child Welfare Agency
	What section of the Plan was addressed by Consultation?	Non-Homeless Special Needs Anti-poverty Strategy Community Development Strategy
	Briefly describe how the Agency/Group/Organization was consulted. What are the anticipated outcomes of the consultation or areas for improved coordination?	The Learning Lamp was contacted to determine community development priorities in the City of Johnstown. The City reviewed the CDBG funding application and funded the public service activity because it met the goals and strategies outlined in the Five Year Consolidated Plan.
15.	Agency/Group/Organization	Buckeye Community Hope Foundation
	Agency/Group/Organization Type	Housing Services – Housing

	What section of the Plan was addressed by Consultation?	Housing Need Assessment Anti-poverty Strategy Non-Homeless Special Needs Market Analysis
	Briefly describe how the Agency/Group/Organization was consulted. What are the anticipated outcomes of the consultation or areas for improved coordination?	The Buckeye Community Hope Foundation was contacted to determine housing and community development priorities in the City of Johnstown.
16.	Agency/Group/Organization	Community Action Partnership of Cambria County
	Agency/Group/Organization Type	Housing Services – Housing Services – Children Services – Elderly Persons Services – Persons with Disabilities Services – Health Services – Education Child Welfare Agency
	What section of the Plan was addressed by Consultation?	Housing Need Assessment Public Housing Needs Homeless Needs – Chronically Homeless Homeless Needs – Families with Children Homelessness Needs – Veterans Homelessness Needs – Unaccompanied Youth Homelessness Strategy Anti-poverty Strategy Non-Homeless Special Needs
	Briefly describe how the Agency/Group/Organization was consulted. What are the anticipated outcomes of the consultation or areas for improved coordination?	The Community Action Partnership of Cambria County was contacted to determine housing, homelessness, and community development priorities in the City of Johnstown.
17.	Agency/Group/Organization	Greater Johnstown Community YMCA
	Agency/Group/Organization Type	Services-Children Services-Education Regional organization

	<p>What section of the Plan was addressed by Consultation?</p>	<p>Homeless Needs - Families with children Homeless Needs - Unaccompanied Youth Non-Homeless Special Needs Anti-poverty Strategy Community Development Strategy</p>
	<p>Briefly describe how the Agency/Group/Organization was consulted. What are the anticipated outcomes of the consultation or areas for improved coordination?</p>	<p>Greater Johnstown Community YMCA was contacted to determine community development priorities in the City of Johnstown.</p>
<p>18.</p>	<p>Agency/Group/Organization</p>	<p>Salvation Army</p>
	<p>Agency/Group/Organization Type</p>	<p>Services – Housing Services – Children Services – Elderly Persons Services – Persons with Disabilities Services-Persons with HIV/AIDS Services - Homeless Services – Health Services – Employment</p>
	<p>What section of the Plan was addressed by Consultation?</p>	<p>Housing Need Assessment Public Housing Needs Homeless Needs – Chronically Homeless Homeless Needs – Families with Children Homelessness Needs – Veterans Homelessness Needs – Unaccompanied Youth Homelessness Strategy Anti-poverty Strategy Non-Homeless Special Needs</p>
	<p>Briefly describe how the Agency/Group/Organization was consulted. What are the anticipated outcomes of the consultation or areas for improved coordination?</p>	<p>The Salvation Army was contacted to determine housing, homelessness, and community development priorities in the City of Johnstown.</p>

19.	Agency/Group/Organization	1889 Foundation, Inc.
	Agency/Group/Organization Type	Services – Children Services – Elderly Persons Services – Persons with Disabilities Services-Persons with HIV/AIDS Services - Homeless Services – Health Services – Employment
	What section of the Plan was addressed by Consultation?	Anti-poverty Strategy Non-Homeless Special Needs
	Briefly describe how the Agency/Group/Organization was consulted. What are the anticipated outcomes of the consultation or areas for improved coordination?	The 1889 Foundation was contacted to determine housing, health, economic development, and community development priorities in the City of Johnstown.
20.	Agency/Group/Organization	University of Pittsburgh Johnstown
	Agency/Group/Organization Type	Housing Services – Health Services - Education Services – Employment Business Leaders Major Employer
	What section of the Plan was addressed by Consultation?	Anti-poverty Strategy Non-Homeless Special Needs Market Analysis Economic Development
	Briefly describe how the Agency/Group/Organization was consulted. What are the anticipated outcomes of the consultation or areas for improved coordination?	University of Pittsburgh Johnstown was contacted to determine housing, economic development, and community development priorities in the City of Johnstown.
21.	Agency/Group/Organization	Goodwill of the Southern Alleghenies
	Agency/Group/Organization Type	Services-Housing Services-Employment Regional organization

	What section of the Plan was addressed by Consultation?	Housing Need Assessment Homeless Needs - Families with children Homeless Needs - Unaccompanied Youth Non-Homeless Special Needs Market Analysis Anti-poverty Strategy Community Development Strategy
	Briefly describe how the Agency/Group/Organization was consulted. What are the anticipated outcomes of the consultation or areas for improved coordination?	Goodwill of the Southern Alleghenies was contacted to determine community development priorities in the City of Johnstown.
22.	Agency/Group/Organization	Vision Together 2025
	Agency/Group/Organization Type	Housing Services – Housing
	What section of the Plan was addressed by Consultation?	Housing Need Assessment Public Housing Needs Market Analysis Economic Development Anti-poverty Strategy
	Briefly describe how the Agency/Group/Organization was consulted. What are the anticipated outcomes of the consultation or areas for improved coordination?	Vision Together 2025 was contacted to determine housing and community development priorities in the City of Johnstown.
23.	Agency/Group/Organization	Women’s Help Center, Inc.
	Agency/Group/Organization Type	Services - Housing Services-Victims of Domestic Violence Services - Homeless Services - Victims Regional organization Planning organization

	What section of the Plan was addressed by Consultation?	Housing Need Assessment Homeless Needs - Chronically homeless Homeless Needs - Families with children Homelessness Needs - Veterans Homelessness Needs - Unaccompanied youth Homelessness Strategy Non-Homeless Special Needs Anti-poverty Strategy Community Development Strategy
	Briefly describe how the Agency/Group/Organization was consulted. What are the anticipated outcomes of the consultation or areas for improved coordination?	Women’s Help Center, Inc. was contacted to determine the homeless needs in the City and the region and submitted a funding request for CDBG funds.
24.	Agency/Group/Organization	Victim Services, Inc.
	Agency/Group/Organization Type	Services - Housing Services-Victims of Domestic Violence Services - Homeless Services - Victims Regional organization
	What section of the Plan was addressed by Consultation?	Housing Need Assessment Homeless Needs - Chronically homeless Homeless Needs - Families with children Homelessness Needs - Veterans Homelessness Needs - Unaccompanied youth Homelessness Strategy Non-Homeless Special Needs Anti-poverty Strategy Community Development Strategy
	Briefly describe how the Agency/Group/Organization was consulted. What are the anticipated outcomes of the consultation or areas for improved coordination?	Victim Services, Inc. was contacted to determine the homeless and domestic violence needs in the City and the region.
25.	Agency/Group/Organization	Flood City Youth Academy
	Agency/Group/Organization Type	Services-Children Services-Education Child Welfare Agency

	What section of the Plan was addressed by Consultation?	Anti-poverty Strategy Community Development Strategy
	Briefly describe how the Agency/Group/Organization was consulted. What are the anticipated outcomes of the consultation or areas for improved coordination?	Flood City Youth Academy was contacted to determine community development priorities in the City of Johnstown and submitted a funding request for CDBG funds.
26.	Agency/Group/Organization	Community Foundation of the Alleghenies
	Agency/Group/Organization Type	Regional Organization Business and Civic Leaders
	What section of the Plan was addressed by Consultation?	Anti-poverty Strategy Non-Homeless Special Needs Market Analysis Economic Development
	Briefly describe how the Agency/Group/Organization was consulted. What are the anticipated outcomes of the consultation or areas for improved coordination?	The Community Foundation of the Alleghenies was contacted to determine economic development and community development priorities in the City of Johnstown.
27.	Agency/Group/Organization	Cambria Regional Chamber of Commerce
	Agency/Group/Organization Type	Regional Organization Business Leaders
	What section of the Plan was addressed by Consultation?	Anti-poverty Strategy Market Analysis Economic Development
	Briefly describe how the Agency/Group/Organization was consulted. What are the anticipated outcomes of the consultation or areas for improved coordination?	The Cambria Regional Chamber of Commerce was contacted to determine economic development and community development priorities in the City of Johnstown.
28.	Agency/Group/Organization	Bridges Cooperative Ministry
	Agency/Group/Organization Type	Services – Housing Services – Children Services – Elderly Persons Services – Persons with Disabilities Services – Health Services – Education

	What section of the Plan was addressed by Consultation?	Housing Need Assessment Public Housing Needs Homeless Needs – Chronically Homeless Homeless Needs – Families with Children Homelessness Needs – Veterans Homelessness Needs – Unaccompanied Youth Homelessness Strategy Anti-poverty Strategy Non-Homeless Special Needs
	Briefly describe how the Agency/Group/Organization was consulted. What are the anticipated outcomes of the consultation or areas for improved coordination?	Bridges Cooperative Ministry was contacted to determine housing, homelessness, and community development priorities in the City of Johnstown.
29.	Agency/Group/Organization	First Presbyterian Johnstown
	Agency/Group/Organization Type	Services – Housing Services – Children Services – Elderly Persons Services – Persons with Disabilities
	What section of the Plan was addressed by Consultation?	Housing Need Assessment Public Housing Needs Homeless Needs – Chronically Homeless Homeless Needs – Families with Children Homelessness Needs – Veterans Homelessness Needs – Unaccompanied Youth Homelessness Strategy Anti-poverty Strategy Non-Homeless Special Needs
	Briefly describe how the Agency/Group/Organization was consulted. What are the anticipated outcomes of the consultation or areas for improved coordination?	First Presbyterian Johnstown was contacted to determine housing, homelessness, and community development priorities in the City of Johnstown.
30.	Agency/Group/Organization	PA Department of Health
	Agency/Group/Organization Type	Services-Persons with Disabilities Services-Persons with HIV/AIDS Services - Health Health Agency Other government - State

	What section of the Plan was addressed by Consultation?	Non-Homeless Special Needs Anti-poverty Strategy Lead-based Paint Strategy
	Briefly describe how the Agency/Group/Organization was consulted. What are the anticipated outcomes of the consultation or areas for improved coordination?	The City consulted the 2022 Childhood Lead Surveillance Annual Report released by the Pennsylvania Department of Health. The data identified in the Report is incorporated in the Annual Action Plan.
31.	Agency/Group/Organization	Verizon
	Agency/Group/Organization Type	Services - Broadband Internet Service Providers Services - Narrowing the Digital Divide Regional Organization Business Leaders
	What section of the Plan was addressed by Consultation?	Economic Development Anti-poverty Strategy Community Development Strategy
	Briefly describe how the Agency/Group/Organization was consulted. What are the anticipated outcomes of the consultation or areas for improved coordination?	Verizon internet plans were examined to see the services they offer for City residents.
32.	Agency/Group/Organization	Comcast/Xfinity
	Agency/Group/Organization Type	Services - Broadband Internet Service Providers Services - Narrowing the Digital Divide Regional Organization Business Leaders
	What section of the Plan was addressed by Consultation?	Economic Development Anti-poverty Strategy Community Development Strategy
	Briefly describe how the Agency/Group/Organization was consulted. What are the anticipated outcomes of the consultation or areas for improved coordination?	Comcast Xfinity internet plans were examined to see the services they offer for City residents.

33.	Agency/Group/Organization	Viasat
	Agency/Group/Organization Type	Services - Broadband Internet Service Providers Services - Narrowing the Digital Divide Regional Organization Business Leaders
	What section of the Plan was addressed by Consultation?	Economic Development Anti-poverty Strategy Community Development Strategy
	Briefly describe how the Agency/Group/Organization was consulted. What are the anticipated outcomes of the consultation or areas for improved coordination?	Viasat internet plans were examined to see the services they offer for City residents.

Table 2 – Agencies, groups, organizations who participated

Identify any Agency Types not consulted and provide rationale for not consulting

All known types were consulted and contacted during the planning process.

Other local/regional/state/federal planning efforts considered when preparing the Plan

Name of Plan	Lead Organization	How do the goals of your Strategic Plan overlap with the goals of each plan?
Continuum of Care	Eastern Pennsylvania South Central Regional Homeless Advisory Board (Central-RHAB)	They are incorporated in the Five Year Consolidated Plan and the Annual Action Plans.
PHA Five Year Plan and Annual Plan	Johnstown Housing Authority	They are incorporated in the Five Year Consolidated Plan and the Annual Action Plans.
City of Johnstown Comprehensive Plan	City of Johnstown	They are incorporated in the Five Year Consolidated Plan and the Annual Action Plans.
Cambria County Comprehensive Plan	Cambria County	They are incorporated in the Five Year Consolidated Plan and the Annual Action Plans.

Name of Plan	Lead Organization	How do the goals of your Strategic Plan overlap with the goals of each plan?
Alleghenies Ahead: Comprehensive Plan for the Southern Alleghenies Region	Southern Alleghenies Planning & Development Commission	They are incorporated in the Five Year Consolidated Plan and the Annual Action Plans.
Analysis of Impediments to Fair Housing Choice	City of Johnstown	They are incorporated in the Five Year Consolidated Plan and the Annual Action Plans.
Commonwealth of Pennsylvania Hazard Mitigation Plan	Pennsylvania Emergency Management Agency	They are incorporated in the Five Year Consolidated Plan and the Annual Action Plans.
2022 Childhood Lead Surveillance Annual Report	Pennsylvania Department of Health	They are incorporated in the Five Year Consolidated Plan and the Annual Action Plans.
Broadband Enhancement Plan	Commonwealth of Pennsylvania	They are incorporated in the Five Year Consolidated Plan and the Annual Action Plans.

Table 3 – Other local / regional / federal planning efforts

Describe cooperation and coordination with other public entities, including the State and any adjacent units of general local government, in the implementation of the Consolidated Plan (91.215(I))

The Johnstown Department of Community and Economic Development is the administrating agency for the CDBG and HOME programs. Close coordination is maintained with other City departments such as the Public Works and Recreation, Administration, Police and Fire Departments, as well as County departments such as the Cambria County Redevelopment Authority, Johnstown Housing Authority (JHA), Greater Johnstown/Cambria County Chamber of Commerce, Johnstown Area Regional Industries (JARI), Johnstown Redevelopment Authority (JRA), the Eastern PA Continuum of Care, and Cambria County Behavioral Health/Intellectual Disabilities Programs. Coordination with various non-profit organizations, such as Cambria County Redevelopment Authority, the Community Action Partnership of Cambria County, Catholic Charities, the United Way, Southwestern Pennsylvania Legal Services, and the Women’s Help Center helped aid the planning process and develop priorities. The City works closely with the Cambria County Commissioners and County staff to address projects and activities that extend beyond the City limits. The City and the County agencies have a good working relationship.

DCED works with the Eastern PA CoC for coordinating Con Planning, CoC strategic planning and ESG policies/priorities/allocations. A partnership of Cambria County Behavioral Health and the Greater Johnstown Landlord Association administers the ESG (Emergency Solutions Grant) for Cambria County.

Narrative (optional):

The City of Johnstown has consulted and coordinated with various agencies and organizations, city-wide, county-wide, and Commonwealth-wide. A culmination of these efforts has resulted in the development of the City's FY 2025-2029 Five Year Consolidated Plan.

DRAFT

PR-15 Citizen Participation

1. Summary of citizen participation process/Efforts made to broaden citizen participation Summarize citizen participation process and how it impacted goal-setting

The FY 2025-2029 Five Year Consolidated Plan and FY 2025 Annual Action Plan have many components which try to reach out and encourage citizen participation. These components are the following:

- request for proposals for funding from agencies/organizations;
- interviews with different City Departments;
- interviews and roundtable discussions with social service agencies/organizations, homeless providers, community development agencies/organizations, human services providers, economic development agencies/organizations, housing providers, religious leaders, and advocacy groups/organizations;
- resident surveys;
- agency/organization surveys;
- placing the draft of the FY 2025-2029 Five Year Consolidated Plan and FY 2025 Annual Action Plan on public display for 30 days; and
- a public hearing to gather public comments on the draft FY 2025-2029 Five Year Consolidated Plan and the draft FY 2025 Annual Action Plan.

The City's survey forms were posted on the City's website and emailed to agencies and organizations who were invited to stakeholder meetings. The City received back 109 completed resident surveys and 5 completed agency/organization surveys. All of these comments were included in the Five Year Consolidated Plan and Annual Action Plan, Exhibit Section. Through the citizen participation process, the City uses resident input to develop how the plan will serve the low- and moderate-income population and to achieve the strategies and goals set forth in the Five Year Consolidated Plan.

The City of Johnstown has followed its approved Citizens Participation Plan to develop its FY 2025-2029 Five Year Consolidated Plan and FY 2025 Annual Action Plan.

Substantial Amendment # 2:

The City put the “draft” FY 2025-2029 Five Year Consolidated Plan and 2025 Annual Action Plan - Substantial Amendment # 1 on public display on the City’s website: <http://johnstownpa.gov> and at the following locations:

- **City Hall** - 401 Main Street, Room 200, Johnstown, PA 15901
- **Cambria County Public Library** - 248 Main Street, Johnstown, PA 15901
- **Johnstown Housing Authority** - 501 Chestnut Street, Johnstown, PA 15906

The display period started on Monday, April 13, 2026 and ended Tuesday, May 12, 2026. A Public Hearing was held on Thursday, May 7, 2026 at 5:30 PM in the City Council Chambers, City Hall, 401 Washington Street, Johnstown, PA 15901 to discuss the proposed substantial amendment and solicit resident comments. Upon completion of the public comment period, the City of Johnstown submitted the FY 2025-2029 Five Year Consolidated Plan and 2025 Annual Action Plan - Substantial Amendment # 1 to the U.S. Department of Housing and Urban Development Pittsburgh Office on or before Wednesday, May 20, 2026.

DRAFT

Citizen Participation Outreach

Sort Order	Mode of Outreach	Target of Outreach	Summary of response/ attendance	Summary of Comments received	Summary of comments not accepted and reasons	URL (If applicable)
1.	Newspaper Ad # 1	Minorities Persons with disabilities Non-targeted/broad community Residents of Public and Assisted Housing Agencies/Organizations	The First Public Hearing Notice was published on Monday, February 17, 2025 in the local "Tribune-Democrat" newspaper. A copy can be found in the Citizen Participation Section of the Plan.	None.	None.	Not Applicable.
2.	Public Hearing # 1	Minorities Persons with disabilities Non-targeted/broad community Residents of Public and Assisted Housing Agencies/Organizations	The First Public Hearing was held on Wednesday, March 5, 2025 at 5:00 PM. See first public hearing minutes in the summaries and the sign-in sheets.	See first public hearing minutes in the Citizen Participation section of the Plan.	None.	Not Applicable.
3.	Resident Survey	Non-targeted/broad community	The City received 109 completed resident surveys	See attached survey summaries.	None.	https://www.surveymonkey.com/r/JohnstownResidentsCDBG_25-29

Sort Order	Mode of Outreach	Target of Outreach	Summary of response/ attendance	Summary of Comments received	Summary of comments not accepted and reasons	URL (If applicable)
4.	Agency/ Organization Survey	Agencies/Organization	The City received 5 completed agency/ organization surveys	See attached surveys.	None.	https://www.surveymonkey.com/r/JohnstownAgencies25-29
5.	Funding Applications	Agencies/Organizations	The City published a notice in the "Tribune-Democrat" on Monday, February 17, 2025 that non-profit funding applications were available for pickup at the Community and Economic Development Office. The notice advised the public that funding applications were due by 4:00 PM on Friday, March 14, 2025.	The City received funding requests.	The City staff reviewed the funding requests, determined eligibility, and submitted their recommendations to Council for final approval.	Not Applicable.

Sort Order	Mode of Outreach	Target of Outreach	Summary of response/ attendance	Summary of Comments received	Summary of comments not accepted and reasons	URL (If applicable)
6.	Newspaper Ad #2	Minorities Persons with disabilities Non-targeted/broad community Residents of Public and Assisted Housing Agencies	The Second Public Hearing Notice was published on Friday, June 6, 2025 in the "Tribune-Democrat." A copy can be found in the Citizen Participation Section of the Plan.	None.	None.	Not Applicable.
7.	Public Hearing #2	Minorities Persons with disabilities Non-targeted/broad community Residents of Public and Assisted Housing Agencies/Organizations	The Second Public Hearing was held on Monday, June 30, 2025 at 5:00 PM. See second public hearing minutes in the summaries and the sign-in sheets.	See second public hearing minutes in the Citizen Participation section of the Plan.	None.	Not Applicable.
8.	Internet Outreach	Non-targeted/broad community	None.	None.	None.	https://www.johnstownpa.gov/
9.	Posting at the Housing Authority Communities	Residents of Public and Assisted Housing	None.	None.	None.	Not Applicable.

Sort Order	Mode of Outreach	Target of Outreach	Summary of response/ attendance	Summary of Comments received	Summary of comments not accepted and reasons	URL (If applicable)
10.	Substantial Amendment # 1 - Newspaper Ad	Minorities Persons with disabilities Non-targeted/broad community Residents of Public and Assisted Housing Agencies/Organizations	The public hearing notice was published on Friday, April 10, 2026, in the "Tribune-Democrat." A copy can be found in the Citizen Participation Section of the Annual Action Plan.	None.	None.	Not Applicable.
11.	Substantial Amendment # 1 - Public Meeting	Minorities Persons with disabilities Non-targeted/broad community Residents of Public and Assisted Housing Agencies/Organizations	The public hearing was held on Thursday, May 7, 2026 at 5:30. See public hearing minutes in the summaries and the sign-in sheets.	See public hearing minutes in the Citizen Participation Section of the Five Year Consolidated Plan.	None.	Not Applicable.
12.	Substantial Amendment # 1 - Internet Outreach	Non-targeted/broad community	None.	None.	None.	https://www.johnstownpa.gov/

Table 4 – Citizen Participation Outreach

Needs Assessment

NA-05 Overview

Needs Assessment Overview

HUD's Comprehensive Housing Affordability Strategy (CHAS) data was used as the basis for the statistical data to prepare estimates and projections based on housing need. The tables in this section were prepopulated with HUD data sets based on the American Community Survey (ACS) five year estimates for 2016-2020, and for 2019-2023, where available. This data is the most current information available to assess the following:

- Housing needs;
- Homeless needs;
- Other Special needs;
- Social service needs;
- Economic development needs; etc.

The CHAS data also provides a summary of the number of households in each income category by tenure and household type along with the percentage of each household category that has a housing problem. The needs of various households, by household type within each income category, are described in this section. The extent to which the households within each group are cost burdened, severely cost burdened, and/or living in substandard housing, is examined. Lastly, the extent to which such problems impact minority households is also described.

The City of Johnstown defines "standard condition" as the condition of a housing unit that meets the City of Johnstown's building code standards: "International Existing Building Code, latest edition." The City defines "substandard condition suitable for rehabilitation" as the condition of a housing unit that fails to meet the City's building code standards, but the cost to rehabilitate the housing unit up to code standards is less than the fair market value of the housing unit after the rehabilitation work is completed.

Johnstown is part of the Eastern PA Continuum of Care. The Eastern PA CoC covers thirty-three (33) counties, divided into five (5) Regional Homeless Advisory Boards (RHABs). The City of Johnstown is in Cambria County, which is a member of the South Central RHAB along with Adams, Bedford, Blair, Centre, Franklin, Fulton, Huntingdon, and Somerset Counties. Data for the development for the homeless needs section was obtained from consultation with the CoC and member agencies that serve the City of Johnstown, as well as the Eastern PA CoC's annual application for funding.

Additional needs for the City of Johnstown were obtained from input and interviews with various social service agencies, housing providers, City staff, and survey responses.

NA-10 Housing Needs Assessment - 24 CFR 91.205 (a,b,c)

Summary of Housing Needs

Based on a comparison of the population between 2009 and 2020 in the American Community Survey, the City of Johnstown had a 5% decrease in its population. The population decrease was 990 persons, but at the same time the housing supply increased by 250 households. The City of Johnstown has been experiencing a population decline since 1930, with the largest decrease in population occurring in the 1970s. According to the 2019-2023 American Community Survey data (the most recent data available), the population was 18,245. The total decrease in population between 1990 and 2023 was 35.1% or 9,889 people.

The median income of the area has slightly increased from \$24,415 to \$29,171. This relative stagnancy in median income represents a change in nominal dollars and not a change in real dollars. In order to calculate the change in real dollars, the Consumer Price Index is used to calculate the inflation rate for a given period. Between 2009 and 2020, the cumulative inflation rate was approximately 22.18%, meaning that the \$24,508.00 median income in 2009 would be \$29,829.84 if it were expressed in terms of 2020 dollars. By taking into consideration the rate of inflation, the median income in Johnstown has not kept up with the rate of inflation. It can be also noted that since 2020, there has been significant nationwide inflation, which is not covered by the 2016-2020 ACS data.

Demographics	Base Year: 2009	Most Recent Year: 2020	% Change
Population	20,370	19,380	-5%
Households	9,640	9,890	3%
Median Income	\$24,415.00	\$29,171.00	19%

Table 5 - Housing Needs Assessment Demographics

Data Source: 2000 Census (Base Year), 2016-2020 ACS (Most Recent Year)

Number of Households Table

	0-30% HAMFI	>30- 50% HAMFI	>50- 80% HAMFI	>80- 100% HAMFI	>100% HAMFI
Total Households *	2,820	1,820	2,195	1,155	1,900
Small Family Households *	665	440	660	370	885
Large Family Households *	165	155	30	55	130
Household contains at least one person 62-74 years of age	585	565	685	155	584
Household contains at least one person age 75 or older	390	540	290	160	125

	0-30% HAMFI	>30- 50% HAMFI	>50- 80% HAMFI	>80- 100% HAMFI	>100% HAMFI
Households with one or more children 6 years old or younger *	510	225	145	125	239
* the highest income category for these family types is >80% HAMFI					

Table 6 - Total Households Table

Data Source: 2016-2020 CHAS

Housing Needs Summary Tables

1. Housing Problems (Households with one of the listed needs)

	Renter					Owner				
	0-30% AMI	>30-50% AMI	>50-80% AMI	>80-100% AMI	Total	0-30% AMI	>30-50% AMI	>50-80% AMI	>80-100% AMI	Total
NUMBER OF HOUSEHOLDS										
Substandard Housing - Lacking complete plumbing or kitchen facilities	20	60	35	20	135	20	10	0	115	145
Severely Overcrowded - With >1.51 people per room (and complete kitchen and plumbing)	0	0	0	0	0	0	0	0	15	15
Overcrowded - With 1.01-1.5 people per room (and none of the above problems)	10	30	0	4	44	0	4	0	0	4
Housing cost burden greater than 50% of income (and none of the above problems)	905	70	25	0	1,000	385	15	4	0	404
Housing cost burden greater than 30% of income (and none of the above problems)	320	410	90	0	820	105	270	70	10	455
Zero/negative Income (and none of the above problems)	150	0	0	0	150	95	0	0	0	95

Table 7 – Housing Problems Table

Data Source: 2016-2020 CHAS

2. Housing Problems 2 (Households with one or more Severe Housing Problems: Lacks kitchen or complete plumbing, severe overcrowding, severe cost burden)

	Renter					Owner				
	0-30% AMI	>30-50% AMI	>50-80% AMI	>80-100% AMI	Total	0-30% AMI	>30-50% AMI	>50-80% AMI	>80-100% AMI	Total
NUMBER OF HOUSEHOLDS										
Having 1 or more of four housing problems	935	160	60	25	1,180	405	30	4	130	569
Having none of four housing problems	1,165	905	860	400	3,330	315	720	1,270	600	2,905
Household has negative income, but none of the other housing problems	0	0	0	0	0	0	0	0	0	0

Table 8 – Housing Problems 2

Data Source: 2016-2020 CHAS

3. Cost Burden > 30%

	Renter				Owner			
	0-30% AMI	>30-50% AMI	>50-80% AMI	Total	0-30% AMI	>30-50% AMI	>50-80% AMI	Total
NUMBER OF HOUSEHOLDS								
Small Related	265	195	40	500	130	29	0	159
Large Related	110	4	0	114	40	65	0	105
Elderly	260	224	65	549	210	185	24	419
Other	600	95	40	735	110	0	50	160
Total need by income	1,235	518	145	1,898	490	279	74	843

Table 9 – Cost Burden > 30%

Data Source: 2016-2020 CHAS

4. Cost Burden > 50%

	Renter				Owner			
	0-30% AMI	>30-50% AMI	>50-80% AMI	Total	0-30% AMI	>30-50% AMI	>50-80% AMI	Total
NUMBER OF HOUSEHOLDS								
Small Related	0	0	60	60	120	4	0	124
Large Related	0	0	0	0	15	0	0	15
Elderly	185	29	35	249	160	10	4	174

	Renter				Owner			
	0-30% AMI	>30-50% AMI	>50-80% AMI	Total	0-30% AMI	>30-50% AMI	>50-80% AMI	Total
Other	0	455	20	475	95	0	0	95
Total need by income	185	484	115	784	390	14	4	408

Table 10 – Cost Burden > 50%

Data Source: 2016-2020 CHAS

5. Crowding (More than one person per room)

	Renter					Owner				
	0-30% AMI	>30-50% AMI	>50-80% AMI	>80-100% AMI	Total	0-30% AMI	>30-50% AMI	>50-80% AMI	>80-100% AMI	Total
NUMBER OF HOUSEHOLDS										
Single family households	10	0	0	4	14	0	4	0	15	19
Multiple, unrelated family households	0	30	0	0	30	0	0	0	0	0
Other, non-family households	0	0	0	0	0	0	0	0	0	0
Total need by income	10	30	0	4	44	0	4	0	15	19

Table 11 – Crowding Information – 1/2

Data Source: 2016-2020 CHAS

	Renter				Owner			
	0-30% AMI	>30-50% AMI	>50-80% AMI	Total	0-30% AMI	>30-50% AMI	>50-80% AMI	Total
Households with Children Present	0	0	0	1,268	0	0	0	915

Table 12 – Crowding Information – 2/2

Data Source Comments 2016-2020 ACS

Describe the number and type of single person households in need of housing assistance.

According to the 2016-2020 American Community Survey (ACS), there were 9,890 households in 2020 in the City of Johnstown. Based on this number of households, 4,638 (46.9%) households were single person households living alone. Single person households aged 65 and over comprised 1,849 households, or 18.7% of all households. Based on the ACS estimates, 39.9% of all persons living alone are seniors, and it is presumed that as they age in place, additional accommodations and supportive services will be necessary for this portion of the City’s population.

There were 1,271 families/individuals on the waiting list for public housing in May 2025, and the waiting list is still open. With public housing occupancy at 96%, there is more demand than supply. On the family community waiting list, heads of households had the following demographic breakdowns: 29.0% were White; 69.3% were Black; 0.3% were American Indian or Alaska Native; 0.4% were Asian; 0.3% were Mixed Race; 0.3% did not specify their race, and 6.3% were Hispanic. On the elderly and disabled community waiting list, heads of households had the following demographics: 61.5% were White; 37.4% were Black; 1.1% were Asian; 0.1% were Hawaiian or Pacific Islander; and 7.7% were Hispanic or Latino.

Based on consultations with social service providers, it is common for individuals and families to wait for an extended amount of time on the public housing waiting list. Social service providers also recognize the need for additional services for individuals and families living in public housing communities, as poverty is common for this population.

Of the 40 people counted in Cambria County during the 2025 Point in Time Count, 13 had severe mental illness, 1 had a chronic substance abuse problem, 9 were victims of domestic violence, and 2 were veterans. There is a need for housing with supportive services for singles with a disability, struggling with addiction, or those that are victims of domestic violence.

Estimate the number and type of families in need of housing assistance who are disabled or victims of domestic violence, dating violence, sexual assault and stalking.

Disabled Population - Based on the 2019-2023 ACS Data, it is estimated that the disabled population of the City of Johnstown is 30.1%, and about 52.3% of the population aged 65 and up in the City are disabled. A breakdown of the types of disability (of the total civilian noninstitutionalized population in Johnstown) is as follows: hearing difficulty = 6.8%; vision difficulty = 6.0%; cognitive difficulty = 15.9%; ambulatory difficulty = 14.0%; self-care difficulty = 5.1%; and independent living difficulty = 13.2%.

Victims of Domestic Violence, Dating Violence, sexual assault, and stalking - Based on the 2025 Point-in-Time Count, there were 11 homeless individuals who were victims of domestic violence in Cambria County in 2023, 51 individuals in 2024, and 9 individuals in 2025. Based on consultation with stakeholders, it is estimated that the number of families experiencing domestic violence is under-reported. The Women's Help Center and other organizations see increases in the number of families that are experiencing evictions due to domestic violence, and there is a need to address these populations that are at-risk of losing housing.. Based on estimates provided by Victims Services, Inc. approximately 124 individuals (including both adults and children) in Johnstown and Cambria County that are in need of housing assistance because of domestic violence, dating violence, sexual assault, and/or stalking.

The Johnstown Housing Authority maintains a long time working relationship with the local Women's Help Center in providing assisted housing for displaced families as a result of domestic violence. Information is strictly confidential and verification efforts that would ultimately place an applicant at risk are avoided.

What are the most common housing problems?

The largest housing problem in the City of Johnstown is the affordability of decent, safe, and sound housing. According to the 2016-2020 ACS data, an estimated 42.1% of all renter households are cost burdened by 30% or more, and an estimated 24.2% of all owner households are cost burdened by 30% or more.

The second most common housing problem is the lack of complete kitchen or plumbing facilities, although this makes up a very small percentage of households with a housing problem. This is likely due to an older housing stock, and/or absentee landlords.

Are any populations/household types more affected than others by these problems?

Single-person households, the elderly, and the disabled populations are the most affected by the cost of housing in the City of Johnstown. The elderly and disabled are often on fixed or limited incomes. The lack of affordable housing that is decent, safe, sound, and accessible forces them into housing that does not meet these standards. Housing without complete plumbing or kitchen facilities would not fit the definition of decent, safe, sound, and accessible.

Another group affected by the lack of affordable housing are the homeless and persons at-risk of becoming homeless, including persons who are victims of domestic violence or struggle with mental illness, an addiction, or both. Most of the population that are at-risk of becoming homeless are facing a housing cost burden problem and would benefit from emergency housing assistance for rent and/or mortgage payments and utilities to help them avoid homelessness. There are short-term assistance options available, but these are scarce and hard to come by, especially if it is needed by the same person more than once. People transitioning from shelter care, prison, or a health care facility are also affected by the cost burden housing problem, particularly when trying to secure a source of income to maintain housing.

Describe the characteristics and needs of Low-income individuals and families with children (especially extremely low-income) who are currently housed but are at imminent risk of either residing in shelters or becoming unsheltered 91.205(c)/91.305(c)). Also discuss the needs of formerly homeless families and individuals who are receiving rapid re-housing assistance and are nearing the termination of that assistance

There has been a greater need for homeless prevention services over rapid re-housing services in Cambria County, and CoC-wide. The CoC has focused on creating a diversion system. Major risk factors for families that are at-risk of homelessness include those being discharged from institutions, households experiencing a loss of employment, or being a family with young children. CoC-funded organizations will identify these types of families and is piloting diversion approaches across different portions of the CoC.

Referrals are provided for homeless services when appropriate, and County Human Service organizations are major partners in collecting data on populations at-risk.

An estimate of the population at risk of becoming homeless is approximately 1,340 households in Johnstown as derived from the number of households who earn 0-30% of the area median income and have one or more severe housing problems. Specific needs of the extremely low-income who are housed but are at imminent risk of becoming unsheltered or living in shelters are: food, transportation and job training. Since the end of the Covid-19 Pandemic and the discontinuance of pandemic aid programs, there is a greater need for low-income individuals who were helped using those aid programs.

Most low-income families and persons at-risk of becoming homeless, including persons who are victims of domestic violence, are facing eviction due to a housing cost overburden problem, and would benefit from emergency housing assistance for rent and/or mortgage payments and utilities to help them avoid homelessness. Specific needs of those people in a doubled-up situation, who may be “couch-surfing”, are conflict resolution, mediation, and employment assistance to prevent imminent homelessness without income. Although many of the cost overburden problems for families and individuals are due to an emergency situation, such as the loss of a job, car repair needs, medical expenses, or other unforeseen emergency expenses or situations, some are due to the mismanagement of money or trouble keeping a job, usually due to a lack of transportation and/or trouble finding child care. Sometimes, these troubles can go hand in hand with mental health and/or addiction problems that are untreated or undertreated.

The South Central Regional Homeless Advisory Board (RHAB) specifically operates two rapid re-housing programs: Blair County Community Action Program and the Center for Community Action. Both programs serve Adams, Bedford, Blair, Cambria, Centre, Franklin, Fulton, Huntingdon, and Somerset Counties. Two domestic violence rapid re-housing programs serve the entirety of the Eastern PA CoC. These programs are both operated by the Pennsylvania Coalition Against Violence.

If a jurisdiction provides estimates of the at-risk population(s), it should also include a description of the operational definition of the at-risk group and the methodology used to generate the estimates:

HUD’s criteria for an individual or family that is at risk of homelessness are as follows:

- Has an annual income below 30% of median family income for the area; and
- Does not have sufficient resources or support networks immediately available to prevent them from moving to an emergency shelter or another place defined in Category 1 of the “homeless” definition; and
- Meets one of the following conditions: 1) Has moved because of economic reasons 2 or more times during the 60 days immediately preceding the application for assistance; OR 2) Is living in the home of another because of economic hardship; OR 3) Has been notified that their right to

occupy their current housing or living situation will be terminated within 21 days after the date of application for assistance; OR 4) Lives in a hotel or motel and the cost is not paid for by charitable organizations or by Federal, State, or local government programs for low-income individuals; OR 5) Lives in an SRO or studio apartment unit in which there reside more than 2 persons or lives in a larger housing unit in which there reside more than one and a half persons per room; OR 6) Is exiting a publicly funded institution or system of care; OR 7) Otherwise lives in housing that has characteristics associated with instability and an increased risk of homelessness, as identified in the recipient's approved Consolidated Plan.

For the estimate used to answer the previous prompt by estimating the number of households at risk of homelessness, it was derived from the number of households who earn 0-30% of the area median income and have one or more severe housing problems.

Specify particular housing characteristics that have been linked with instability and an increased risk of homelessness

The high cost of decent, safe, sound, and accessible housing in the City creates instability and an increased risk of homelessness for lower income families in the area. Many families are living from paycheck to paycheck and are paying over 30% of their income for housing, which may or may not be decent, safe, sound, and accessible. According to housing providers, other housing characteristics that adds to instability is the lack of financial literacy and basic life skills. There is a need to teach basic living skills like managing budgets, managing time, and living from crisis to crisis. Poverty is a major issue in the City of Johnstown, which leads to a lack of financial literacy, which causes families to become homeless. Additionally, there are few jobs that pay well in the City of Johnstown, and underemployment is common, causing even those who have these skills to be unable to manage their finances effectively.

According to the Eastern PA CoC Application for 2024, the CoC has identified risk factors through Coordinated Entry and HMIS reporting. Risks factors include:

- Institutional discharge with no home plan
- Loss of employment
- Families with young children
- Individuals and families fleeing domestic violence

Discussion

According to the 2013-2017 American Community Survey the median household income for the City was \$23,636; in Cambria County, the median household income was \$44,943; and \$56,951 for the State of Pennsylvania. According to the 2019-2023 American Community Survey the median household income from Cambria County and Pennsylvania increased to \$56,292, and \$76,081, respectively. During the same

period, the median income for the City of Johnstown increased from \$23,636 to \$34,784. When adjusting for inflation, \$23,636 would be \$28,847.84 in 2023 indicating that the median income has exceeded the rate of inflation though it is still far behind the median household incomes for the County and State.

The following table illustrates household income trends.

Items	2013-2017 American Community Survey		2019-2023 American Community Survey	
	Number of Households	Percentage	Number of Households	Percentage
Total Households	9,582	100%	9,205	100%
Less than \$10,000	1,860	19.4%	926	10.1%
\$10,000 to \$14,999	1,132	11.8%	1,085	11.8%
\$15,000 to \$24,999	1,979	20.7%	1,322	14.4%
\$25,000 to \$34,999	1,296	13.5%	1,303	14.2%
\$35,000 to \$49,999	1,421	14.8%	1,720	18.7%
\$50,000 to \$74,999	1,185	12.4%	1,294	14.1%
\$75,000 to \$99,999	458	4.8%	684	7.4%
\$100,000 to \$149,999	209	2.2%	566	6.1%
\$150,000 to \$199,999	17	0.2%	247	2.7%
\$200,000 or more	25	0.3%	58	0.6%
Median Household Income (\$)	\$23,636	(X)	\$34,074	(X)

According to the CHAS data analysis, slightly under one-fifth (16.8%) have a higher income than the HUD Area Median Income (AMI) for the Johnstown, PA, MSA. The remaining 83.2% of total households make less than the AMI. Households that make 30% of AMI have an annual income of \$22,950; as HUD defines affordable housing as paying no more than 30% of income on rent, this leaves low-income households with less than \$575 per month (without taking out taxes) to spend on housing.

NA-15 Disproportionately Greater Need: Housing Problems – 91.205 (b)(2)

Assess the need of any racial or ethnic group that has disproportionately greater need in comparison to the needs of that category of need as a whole.

Introduction

During the planning process for the preparation of the City of Johnstown’s Five Year Consolidated Plan, an evaluation and comparison was made to determine if any racial or ethnic group is disproportionately affected by housing problems in the City. Disproportionately greater need is defined as a group having at least 10 percentage points higher than the percentage of persons as a whole. Data detailing information by racial group and Hispanic origin has been compiled from the CHAS data and the 2016-2020 American Community Survey 5-Year Estimates.

A household is considered to have a housing problem if it contains one or more of the four (4) HUD designated housing problems; The four housing problems are: lacks complete kitchen facilities; lacks complete plumbing facilities; has more than one person per room; and is cost burden greater than 30%.

The total number of White Households in the City of Johnstown is 8,229 households (83.2%); the number of Black/African American Households is 1,113 households (11.3%); the number of American Indian and Alaska Native is 0 households (0%), the number of Asian Households is 78 households (0.8%); the number of Native Hawaiian and Other Pacific Islander households is 0 households (0%), and the number of Hispanic Households is 274 households (2.8%). The following tables illustrate the disproportionate needs of the City of Johnstown.

0%-30% of Area Median Income

Housing Problems	Has one or more of four housing problems	Has none of the four housing problems	Household has no/negative income, but none of the other housing problems
Jurisdiction as a whole	1,755	1,065	0
White	1,300	805	0
Black / African American	240	210	0
Asian	0	10	0
American Indian, Alaska Native	0	0	0
Pacific Islander	0	0	0
Hispanic	70	19	0

Table 13 - Disproportionally Greater Need 0 - 30% AMI

Data Source: 2016-2020 CHAS

**The four housing problems are:*

1. Lacks complete kitchen facilities, 2. Lacks complete plumbing facilities, 3. More than one person per room, 4. Cost Burden greater than 30%

30%-50% of Area Median Income

Housing Problems	Has one or more of four housing problems	Has none of the four housing problems	Household has no/negative income, but none of the other housing problems
Jurisdiction as a whole	870	950	0
White	720	895	0
Black / African American	110	40	0
Asian	0	0	0
American Indian, Alaska Native	0	0	0
Pacific Islander	0	0	0
Hispanic	4	0	0

Table 14 - Disproportionally Greater Need 30 - 50% AMI

Data Source: 2016-2020 CHAS

**The four housing problems are:*

1. Lacks complete kitchen facilities, 2. Lacks complete plumbing facilities, 3. More than one person per room, 4. Cost Burden greater than 30%

50%-80% of Area Median Income

Housing Problems	Has one or more of four housing problems	Has none of the four housing problems	Household has no/negative income, but none of the other housing problems
Jurisdiction as a whole	220	1,975	0
White	205	1,705	0
Black / African American	8	190	0
Asian	0	0	0
American Indian, Alaska Native	0	0	0
Pacific Islander	0	0	0
Hispanic	0	20	0

Table 15 - Disproportionally Greater Need 50 - 80% AMI

Data Source: 2016-2020 CHAS

**The four housing problems are:*

1. Lacks complete kitchen facilities, 2. Lacks complete plumbing facilities, 3. More than one person per room, 4. Cost Burden greater than 30%

80%-100% of Area Median Income

Housing Problems	Has one or more of four housing problems	Has none of the four housing problems	Household has no/negative income, but none of the other housing problems
Jurisdiction as a whole	165	995	0
White	50	865	0
Black / African American	10	115	0
Asian	0	0	0
American Indian, Alaska Native	0	0	0
Pacific Islander	0	0	0
Hispanic	105	10	0

Table 16 - Disproportionally Greater Need 80 - 100% AMI

Data Source: 2016-2020 CHAS

**The four housing problems are:*

1. Lacks complete kitchen facilities, 2. Lacks complete plumbing facilities, 3. More than one person per room, 4. Cost Burden greater than 30%

Discussion

At the 0-30% Area Median Income Category, 74.1% of the population with a housing problem is White, 13.7% of the population with a housing problem is Black or African American, and 4.0% of the population with a housing problem is Hispanic or Latino. No other racial or ethnic group had high instances of housing problems to make up more than 1% of the population with a housing problem.

At the 30-50% Area Median Income Category, 82.8% of the population with a housing problem is White and 12.6% of the population with a housing problem is Black or African American. No other racial or ethnic group had high enough instances of housing problems to make up more than 1% of the population with a housing problem.

At the 50-80% Area Median Income Category, 93.2% of the population with a housing problem is White and 3.6% of the population with a housing problem is Black or African American. No other racial or ethnic group had high enough instances of housing problems to make up more than 1% of the population with a housing problem.

At the 80-100% Area Median Income Category, 30.3% of the population with a housing problem is White, 6.1% of the population with a housing problem is Black or African American and 63.6% of the population

with a housing problem is Hispanic. No other racial or ethnic group had high enough instances of housing problems to make up more than 1% of the population with a housing problem.

The racial composition of households in the City of Johnstown, according to the 2016-2020 American Community Survey, was 83.2% White; 11.3% African American/Black; 0.8% Asian; 0.0% American Indian, and 0.0% Pacific Islander. The Hispanic or Latino population was 2.8%. In the 50-80% Area Median Income category, White households had one or more housing problems with a disproportionate need at 93.2%. In the 80-100% Area Median Income Category, Hispanic households had one or more housing problems with a significant disproportionate need at 63.6%. There are no other racial or ethnic groups with disproportionate need at other income levels.

DRAFT

NA-20 Disproportionately Greater Need: Severe Housing Problems – 91.205 (b)(2)

Assess the need of any racial or ethnic group that has disproportionately greater need in comparison to the needs of that category of need as a whole.

Introduction

During the planning process for the preparation of the City of Johnstown’s Five Year Consolidated Plan, an evaluation and comparison was made to determine if any racial or ethnic group is disproportionately affected by severe housing problems in the City. Disproportionately greater need is defined as a group having at least 10 percentage points higher than the percentage of persons as a whole. Data detailing information by racial group and Hispanic origin has been compiled from the CHAS data and the 2016-2020 American Community Survey 5-Year Estimates.

Severe housing problems are distinguished from housing problems by a threshold of more than 1.5 persons per room as opposed to more than 1 persons per room for overcrowding, as well as a cost burden threshold of over 50% of income as opposed to over 30% of income.

The total number of White Households in the City of Johnstown is 8,229 households (83.2%); the number of Black/African American Households is 1,113 households (11.3%); the number of American Indian and Alaska Native is 0 households (0%), the number of Asian Households is 78 households (0.8%); the number of Native Hawaiian and Other Pacific Islander households is 0 households (0%), and the number of Hispanic Households is 274 households (2.8%). The following tables illustrate the disproportionate needs of the City of Johnstown.

0%-30% of Area Median Income

Severe Housing Problems*	Has one or more of four housing problems	Has none of the four housing problems	Household has no/negative income, but none of the other housing problems
Jurisdiction as a whole	1,340	1,480	0
White	985	1,125	0
Black / African American	160	285	0
Asian	0	10	0
American Indian, Alaska Native	0	0	0
Pacific Islander	0	0	0
Hispanic	55	34	0

Table 17 – Severe Housing Problems 0 - 30% AMI

Data Source: 2016-2020 CHAS

**The four severe housing problems are:*

1. Lacks complete kitchen facilities, 2. Lacks complete plumbing facilities, 3. More than 1.5 persons per room, 4. Cost Burden over 50%

30%-50% of Area Median Income

Severe Housing Problems*	Has one or more of four housing problems	Has none of the four housing problems	Household has no/negative income, but none of the other housing problems
Jurisdiction as a whole	190	1,625	0
White	170	1,445	0
Black / African American	20	130	0
Asian	0	0	0
American Indian, Alaska Native	0	0	0
Pacific Islander	0	0	0
Hispanic	0	4	0

Table 18 – Severe Housing Problems 30 - 50% AMI

Data Source: 2016-2020 CHAS

*The four severe housing problems are:

1. Lacks complete kitchen facilities, 2. Lacks complete plumbing facilities, 3. More than 1.5 persons per room, 4. Cost Burden over 50%

50%-80% of Area Median Income

Severe Housing Problems*	Has one or more of four housing problems	Has none of the four housing problems	Household has no/negative income, but none of the other housing problems
Jurisdiction as a whole	64	2,130	0
White	64	1,850	0
Black / African American	0	200	0
Asian	0	0	0
American Indian, Alaska Native	0	0	0
Pacific Islander	0	0	0
Hispanic	0	20	0

Table 19 – Severe Housing Problems 50 - 80% AMI

Data Source: 2016-2020 CHAS

*The four severe housing problems are:

1. Lacks complete kitchen facilities, 2. Lacks complete plumbing facilities, 3. More than 1.5 persons per room, 4. Cost Burden over 50%

80%-100% of Area Median Income

Severe Housing Problems*	Has one or more of four housing problems	Has none of the four housing problems	Household has no/negative income, but none of the other housing problems
Jurisdiction as a whole	155	1,000	0
White	50	865	0
Black / African American	0	125	0
Asian	0	0	0
American Indian, Alaska Native	0	0	0
Pacific Islander	0	0	0
Hispanic	105	10	0

Table 20 – Severe Housing Problems 80 - 100% AMI

Data Source: 2016-2020 CHAS

*The four severe housing problems are:

1. Lacks complete kitchen facilities, 2. Lacks complete plumbing facilities, 3. More than 1.5 persons per room, 4. Cost Burden over 50%

Discussion

At the 0-30% Area Median Income Category, 73.5% of the population with a severe housing problem is White, 11.9% of the population with a severe housing problem is Black or African American, and 4.1% of the population with a severe housing problem is Hispanic or Latino. No other racial or ethnic group had high instances of severe housing problems to make up more than 1% of the population with a severe housing problem.

At the 30-50% Area Median Income Category, 89.5% of the population with a severe housing problem is White and 10.5% of the population with a severe housing problem is Black or African American. No other racial or ethnic group had high enough instances of severe housing problems to make up more than 1% of the population with a severe housing problem.

At the 50-80% Area Median Income Category, 100% of the population with a severe housing problem is White. No other racial or ethnic group had high enough instances of severe housing problems to make up more than 1% of the population with a severe housing problem.

At the 80-100% Area Median Income Category, 32.3% of the population with a severe housing problem is White and 67.7% of the population with a severe housing problem is Hispanic. No other racial or ethnic

group had high enough instances of severe housing problems to make up more than 1% of the population with a severe housing problem.

The racial composition of households in the City of Johnstown, according to the 2016-2020 American Community Survey, was 83.2% White; 11.3% African American/Black; 0.8% Asian; 0.0% American Indian, and 0.0% Pacific Islander. The Hispanic or Latino population was 2.8%. In the 50-80% Area Median Income category, White households had one or more severe housing problems with a disproportionate need at 100.0%. In the 80-100% Area Median Income Category, Hispanic households had one or more housing problems with a significant disproportionate need at 67.7%. There are no other racial or ethnic groups with disproportionate need at other income levels.

DRAFT

NA-25 Disproportionately Greater Need: Housing Cost Burdens – 91.205 (b)(2)

Assess the need of any racial or ethnic group that has disproportionately greater need in comparison to the needs of that category of need as a whole.

Introduction:

During the planning process for the preparation of the City of Johnstown’s Five Year Consolidated Plan, an evaluation and comparison was made to determine if any racial or ethnic group is disproportionately affected by severe housing problems in the City. Disproportionately greater need is defined as a group having at least 10 percentage points higher than the percentage of persons as a whole. Data detailing information by racial group and Hispanic origin has been compiled from the CHAS data and the 2016-2020 American Community Survey 5-Year Estimates.

The greatest housing problem facing the City of Johnstown is the lack of affordable housing and the fact that many of the City’s lower income households are paying more than 30% of their total household income on housing related costs. The following information was noted: 1,015 White households were cost burdened by 30% to 50%, and 1,130 White households were cost burdened by greater than 50%; 190 Black/African American households were cost burdened by 30% to 50%, and 180 Black/African American households were cost burdened by greater than 50%; No Asian, American Indian or Alaska Native, or Native Hawaiian or Pacific Islander households were cost burdened by either 30% to 50% or by greater than 50%; and lastly, 20 Hispanic households were cost burdened by 30% to 50%, and 55 Hispanic households were cost burdened by greater than 50%.

The total number of White Households in the City of Johnstown is 8,229 households (83.2%); the number of Black/African American Households is 1,113 households (11.3%); the number of American Indian and Alaska Native is 0 households (0%), the number of Asian Households is 78 households (0.8%); the number of Native Hawaiian and Other Pacific Islander households is 0 households (0%), and the number of Hispanic Households is 274 households (2.8%). The following tables illustrate the disproportionate needs of the City of Johnstown.

Housing Cost Burden

Housing Cost Burden	<=30%	30-50%	>50%	No / negative income (not computed)
Jurisdiction as a whole	6,880	1,265	1,505	245
White	5,830	1,015	1,130	165
Black / African American	640	190	180	60
Asian	80	0	0	0

Housing Cost Burden	<=30%	30-50%	>50%	No / negative income (not computed)
American Indian, Alaska Native	0	0	0	0
Pacific Islander	0	0	0	0
Hispanic	190	20	55	4

Table 21 – Greater Need: Housing Cost Burdens AMI

Data Source: 2016-2020 CHAS

Discussion:

According to the HUD-CHAS data, there are a total of 8,140 White households, including 1,015 White households that are cost burdened by 30% to 50% (80.2% of the total cases of households that were considered cost burdened by between 30% and 50%). A total of 190 Black/African American households were considered cost burdened by between 30% and 50%, which is 15.0% of the total cases of households that were considered cost burdened by between 30% and 50%. Additionally, a total of 20 Hispanic households were considered cost burdened by between 30% and 50%, which is 1.6% of the total cases of households that were considered cost burdened by between 30% and 50%.

A total of 1,130 White households were considered severely cost burdened by greater than 50%, which is 75.1% of the total cases of households that were considered cost burdened by greater than 50%. This number is below the 82.3% of the total number of households that the White category comprises. A total of 180 Black households were considered severely cost burdened by greater than 50%, which is 12.0% of the total cases of households that were considered cost burdened by greater than 50%. This number is slightly above the 10.8% of the total number of households that the Black category comprises. A total of 55 Hispanic households were considered severely cost burdened by greater than 50%, which is 3.7% of the total number of households that were considered cost burdened by greater than 50%. This number is slightly higher than the 2.7% of the total number of households that the Hispanic category comprises.

NA-30 Disproportionately Greater Need: Discussion – 91.205(b)(2)**Are there any Income categories in which a racial or ethnic group has disproportionately greater need than the needs of that income category as a whole?**

The racial composition of households in the City of Johnstown, according to the 2016-2020 American Community Survey, was 83.2% White; 11.3% African American/Black; 0.8% Asian; 0.0% American Indian, and 0.0% Pacific Islander. The Hispanic or Latino population was 2.8%.

Disproportionate need is defined as a group having at least 10 percentage points higher than the percentage of persons in that group as a whole. In the 50-80% Area Median Income category, White households had one or more housing problems with a disproportionate need at 93.2% and had one or more severe housing problems with a disproportionate need at 100%. In the 80-100% Area Median Income Category, Hispanic households had one or more housing problems with a significant disproportionate need at 63.6%. and had one or more severe housing problems with a disproportionate need at 67.7%. There were no disproportionately impacted racial/ethnic groups in terms of having a housing cost burden.

If they have needs not identified above, what are those needs?

There are no additional needs that have not been identified above.

Are any of those racial or ethnic groups located in specific areas or neighborhoods in your community?

According to the 2019-2023 ACS, minority residents made up 8.4% of the Johnstown, PA Metropolitan Area population. The City uses the definition of an Area of Minority Concentration as a Census Tract or Block Group where at the minority population percentage is 20 percentage points higher than the overall minority population percentage of the Johnstown, PA Metropolitan Area. Based on this definition, there are 10 Block Groups in the City with a percentage of minority persons over 28.4%:

- C.T. 2 B.G. 1
- C.T. 3 B.G. 1
- C.T. 5 B.G. 1
- C.T. 5 B.G. 2
- C.T. 6 B.G. 1
- C.T. 134 B.G. 1
- C.T. 135 B.G. 2
- C.T. 136 B.G. 1
- C.T. 136 B.G. 2
- C.T. 136 B.G. 4

Maps which illustrate the City of Johnstown's demographics can be found in the Executive Summary section of this document.

DRAFT

NA-35 Public Housing – 91.205(b)

Introduction

The Johnstown Housing Authority (JHA) is the public housing agency that serves the City of Johnstown and Cambria County. The JHA owns and manages 1,505 units of public housing. In addition, the JHA administers 960 Section 8 Housing Choice Vouchers, of which 764 are currently in use. The Johnstown Housing Authority's mission is to provide "decent, safe, sanitary, and affordable housing to qualified persons. The vision of the Johnstown Housing Authority (JHA) is to improve the quality of life for all residents by creating and implementing programs which encourage self-sufficiency, homeownership, greater involvement, responsibility and pride."

The Johnstown Housing Authority is not rated as a "troubled" agency by HUD. The Housing Authority's biggest challenges are a lack of funding and the lack of suitable housing that meets the Section 8 Housing Choice Voucher program standards.

The Johnstown Housing Authority plans a variety of capital improvements in its properties. Planned activities are as follows in each public housing community:

- **Vine Street Towers** - New elevator
- **Townhouse Towers** - New elevator
- **Oakhurst Homes Ext.** - Exterior railings, interior doors, and flooring upgrades
- **Solomon Homes** - Playgrounds
- **Nanty Glo Homes** - Boilers (portage)

The Johnstown Housing Authority (JHA) is the only municipal housing authority in Cambria County that is designated to oversee public housing. The Johnstown Housing Authority administers public housing and Section 8 housing programs in the City of Johnstown and Cambria County. JHA has eleven (11) public housing developments in Cambria County, of which nine (9) are located in the City of Johnstown. The JHA reports a total of 1,504 public housing units, with 521 units for mixed populations (elderly or disabled), and 270 units for elderly occupancy.

There were 1,271 families/individuals on the waiting list for public housing in May 2025, and the waiting list is still open. With public housing occupancy at 96%, there is more demand than supply. On the family community waiting list, heads of households had the following demographic breakdowns: 29.0% were White; 69.3% were Black; 0.3% were American Indian or Alaska Native; 0.4% were Asian; 0.3% were Mixed Race; 0.3%

did not specify their race, and 6.3% were Hispanic. On the elderly and disabled community waiting list, heads of households had the following demographics: 61.5% were White; 37.4% were Black; 1.1% were Asian; 0.1% were Hawaiian or Pacific Islander; and 7.7% were Hispanic or Latino.

In addition, the Housing Authority is allotted 960 Section 8 Housing Choice Vouchers, of which 764 are currently in use. There were 1,655 families/individuals on the Housing Choice Voucher waiting list as of May 2025. The waiting list is currently open. The Johnstown Housing Authority does not hold any Veteran Affairs Supportive Housing or Family Unification Program Vouchers.

There were 1,667 families/individuals on its Section 8 Housing Choice Voucher waiting list as of May 2025. The waiting list is currently open. Of the heads of households on the waiting list, 33.9% were White; 65.1% were Black; 0.3% were American Indian or Alaska Native; 0.2% were Mixed Race; 0.1% were Hawaiian or Pacific Islander; 0.2% did not specify their race; and 6.5% were Hispanic or Latino.

Totals in Use

	Program Type								
	Certificate	Mod-Rehab	Public Housing	Total	Project - based	Tenant - based	Vouchers		
							Special Purpose Voucher		
							Veterans Affairs Supportive Housing	Family Unification Program	Disabled *
# of units vouchers in use	0	0	1,460	534	0	533	1	0	0

Table 22 - Public Housing by Program Type

***includes Non-Elderly Disabled, Mainstream One-Year, Mainstream Five-year, and Nursing Home Transition**

Data Source: PIC (PIH Information Center)

Characteristics of Residents

	Program Type							
	Certificate	Mod-Rehab	Public Housing	Vouchers				
				Total	Project - based	Tenant - based	Special Purpose Voucher	
							Veterans Affairs Supportive Housing	Family Unification Program
Average Annual Income	\$0	\$0	\$8,653	\$9,664	\$0	\$9,665	\$8,952	\$0
Average length of stay	0	0	5	5	0	5	0	0
Average Household size	0	0	1	2	0	2	2	0
# Homeless at admission	0	0	3	0	0	0	0	0
# of Elderly Program Participants (>62)	0	0	398	79	0	79	0	0
# of Disabled Families	0	0	485	158	0	157	1	0
# of Families requesting accessibility features	0	0	1,460	534	0	533	1	0
# of HIV/AIDS program participants	0	0	0	0	0	0	0	0
# of DV victims	0	0	0	0	0	0	0	0

Table 23 – Characteristics of Public Housing Residents by Program Type

Data Source: PIC (PIH Information Center)

Race of Residents

Race	Program Type								
	Certificate	Mod-Rehab	Public Housing	Vouchers					
				Total	Project - based	Tenant - based	Special Purpose Voucher		
							Veterans Affairs Supportive Housing	Family Unification Program	Disabled *
White	0	0	1,023	421	0	421	0	0	0
Black/African American	0	0	431	111	0	110	1	0	0
Asian	0	0	3	1	0	1	0	0	0
American Indian/Alaska Native	0	0	2	1	0	1	0	0	0

Program Type									
Race	Certificate	Mod-Rehab	Public Housing	Vouchers					
				Total	Project - based	Tenant - based	Special Purpose Voucher		
							Veterans Affairs Supportive Housing	Family Unification Program	Disabled *
Pacific Islander	0	0	1	0	0	0	0	0	0
Other	0	0	0	0	0	0	0	0	0

*includes Non-Elderly Disabled, Mainstream One-Year, Mainstream Five-year, and Nursing Home Transition

Table 24 – Race of Public Housing Residents by Program Type

Data Source: PIC (PIH Information Center)

Ethnicity of Residents

Program Type									
Ethnicity	Certificate	Mod-Rehab	Public Housing	Vouchers					
				Total	Project - based	Tenant - based	Special Purpose Voucher		
							Veterans Affairs Supportive Housing	Family Unification Program	Disabled *
Hispanic	0	0	51	20	0	20	0	0	0
Not Hispanic	0	0	1,409	514	0	513	1	0	0

*includes Non-Elderly Disabled, Mainstream One-Year, Mainstream Five-year, and Nursing Home Transition

Table 25 – Ethnicity of Public Housing Residents by Program Type

Data Source: PIC (PIH Information Center)

Section 504 Needs Assessment: Describe the needs of public housing tenants and applicants on the waiting list for accessible units:

The following are the needs of the public housing tenants and applicants:

- More units in general, and specifically more “visitable” units are needed
- More unit rehabilitations to manage the city’s older housing stock
- Downpayment and closing cost assistance for potential homeowners
- More units that can be easily adapted to make them accessible (wheelchair and audio/visual) are needed
- Close to adequate public transportation within a short distance of the accessible units
- Afterschool programs for youths living in public housing

The Johnstown Housing Authority meets the 5% accessible requirement from HUD. JHA’s elderly/disabled communities include Vine Street Tower, Connor Tower, Town House Tower, and Loughner Plaza. These properties have a separate waiting list with 91 applicants. The waiting list is currently open as of May 2025.

The Housing Authority has been working to make reasonable accommodations to its public housing units to satisfy the Section 504 requirements for persons with physical disabilities such as mobility, visual, and hearing impairments. The JHA’s public housing portfolio consists of a total of 97 accessible units.

JHA continues to address accessibility needs through responding to reasonable modification and accommodation requests as needed. The strategies to address the needs of those on the public housing and Section 8 waiting lists remain relatively similar year to year.

Most immediate needs of residents of Public Housing and Housing Choice voucher holders

- **Lack of quality affordable housing** - The City of Johnstown’s housing stock is older and much of it needs major rehabilitations for livability. Because of this, there are few quality housing options for Section 8 Housing Choice Voucher holders, as many landlord-owned properties often do not pass HUD regulated inspection standards.
- **Lack of income/job opportunities** - The current residents of Public Housing need employment training and job opportunities so they can continue to pay rent, save, and possibly move out of JHA-owned properties into private rentals.
- **Transportation** - Local public transportation as managed by CamTran does not run during all hours and does not come frequently enough for Public Housing residents or Section 8 Housing Choice Vouchers to reliably use transit for shopping or medical needs and commuting to off-hours jobs.
- **Childcare and Afterschool** - Many families with children who are Public Housing residents or Section 8 Housing Choice Vouchers need afterschool programs or reliable childcare during off hours or to keep or attain local employment.

How do these needs compare to the housing needs of the population at large

According to consultations, stakeholders have described the needs of the population in public housing and the population of Section 8 Housing Choice Voucher holders as similar to those of the City at large. Residents need additional job opportunities, improved transportation, and childcare or afterschool programs to allow them to access these opportunities. Poverty is common both throughout the City and specifically in JHA properties, and there is a need to provide skills training for financial management. There is not enough livable subsidized housing available to meet the need.

Discussion

Johnstown Housing Authority coordinates with various agencies to provide public housing residents with opportunities for services. JHA partners with the City of Johnstown to provide funding for the Learning Lamp - Backpack Program project, which provides backpacks filled with food items for children to carry home over the weekends within the City of Johnstown. This funding helps to expand the Learning Lamp's afterschool program for the Johnstown Housing Authority to the Coopersdale public housing community.

The Johnstown Housing Authority's mission is to provide "decent, safe, sanitary, and affordable housing to qualified persons. The vision of the Johnstown Housing Authority (JHA) is to improve the quality of life for all residents by creating and implementing programs which encourage self-sufficiency, homeownership, greater involvement, responsibility and pride." In carrying out this mission the Johnstown Housing Authority is a partner with the City in addressing the housing needs for the residents of Johnstown who are very low and extremely low income.

NA-40 Homeless Needs Assessment – 91.205(c)

Introduction:

Johnstown is part of the PA-509 Eastern PA CoC, under the Balance of State CoC. The Eastern PA CoC (PA-509) is composed of 33 counties. For planning purposes, the CoC is divided into 5 regions and managed by a Regional Homeless Advisory Board (RHAB). Johnstown is a member of the South Central RHAB (Region 5). The City of Johnstown is part of the South Central Regional Homeless Advisory Board (RHAB), which oversees the Continuum of Care Network for Central Pennsylvania for nine (9) counties, including Cambria County. This region is part of a five-region CoC known as the Eastern PA Continuum of Care, which is composed of thirty-three (33) counties.

Each of the RHABs/CoCs identify regional and local homeless issues; coordinate planning for projects; identify housing gaps and needs, strategies and priorities; review, select, and monitor projects; participate in the completion of the Exhibit 1 application; monitor Homeless Management Information System (HMIS) participation and implementation issues; and help coordinate and follow up on the point-in-time count. Committees of the RHAB/CoC review and rank both new and renewal projects annually. Finally, the RHABs CoCs provides input and feedback to the PA Homeless Steering Committee on policies, priorities, and issues of statewide significance.

The CoC holds two (2) annual meetings to receive input from the RHABs and provide training. RHABs and committees are structured to meet with the CoC and provide input from stakeholders and members, while also learning the best practices to end homelessness.

The Point-in-Time Count for Cambria County in 2025 only counted a total of 32 sheltered homeless persons and 8 unsheltered homeless persons. Thirty-two (32) homeless persons were housed in emergency shelter and none were housed in transitional housing. There were six (6) homeless families with children with a total of nineteen (19) persons in those households, three (3) unaccompanied youth, nine (9) chronically homeless individuals, two (2) homeless veterans, and no persons with HIV/AIDS counted in 2025. Of the 40 homeless people counted, thirteen (13) had severe mental illness, one (1) was a chronic substance abuser, and nine (9) were victims of domestic violence.

Indicate if the homeless population is:	Has No Rural Homeless
---	-----------------------

Homeless Needs Assessment

Population	Estimate the # of persons experiencing homelessness on a given night		Estimate the # experiencing homelessness each year	Estimate the # becoming homeless each year	Estimate the # exiting homelessness each year	Estimate the # of days persons experience homelessness
	Sheltered	Unsheltered				
Persons in Households with Adult(s) and Child(ren)	19	3	0	0	0	0
Persons in Households with Only Children	0	0	0	0	0	0
Persons in Households with Only Adults	13	8	0	0	0	0
Chronically Homeless Individuals	4	5	0	0	0	0
Chronically Homeless Families	0	0	0	0	0	0
Veterans	1	1	0	0	0	0
Unaccompanied Child	0	0	0	0	0	0
Persons with HIV	0	0	0	0	0	0

Table 26 - Homeless Needs Assessment

Data Source Comments: Data from 2025 Point in Time Count for Cambria County.

If data is not available for the categories "number of persons becoming and exiting homelessness each year," and "number of days that persons experience homelessness," describe these categories for each homeless population type (including chronically homeless individuals and families, families with children, veterans and their families, and unaccompanied youth):

Chronically homeless individuals and families – HUD has defined chronic homelessness as an individual or family with a disabling condition (mental or physical) who has been continuously homeless for a year or more or has had at least four episodes of homelessness in the past three years. According to homeless providers, the City and surrounding areas have a chronic homeless population that often experiences mental health and substance abuse issues. Additionally, transient populations do not qualify for housing services and it can be difficult to receive medical care, which also makes it difficult to access case management. The creation of new dedicated permanent supportive housing beds is one way to increase progress towards ending homelessness for chronically homeless persons. The CoC prioritizes Permanent Supportive Housing for Chronically

Homeless exiting Transitional Housing, and will place these individuals before any other homeless subgroup. According to Point-in-Time count data, Cambria County counted three (3) chronically homeless persons in 2023, seven (7) in 2024, and four (4) in 2025.

Families with children – The CoC’s Family Homeless Committee will be responsible for implementing the goal of increasing the number of households with children that are assisted through rapid re-housing in the CoC geographic area. Families with children need rent and utility assistance to prevent homelessness in emergency situations, and there is also a need for transportation and car repair as well as child care in evening/nighttime hours for working parents. According to Point-in-Time count data, Cambria County counted two (2) families with a total of five (5) people counted in 2023, sixteen (16) families with sixty (60) people in 2024, and six (6) families with nineteen (19) people in 2025.

Veterans and their families – Special outreach efforts have been made to identify the homeless Veteran population and connect them into housing. The CoC is working to assist Veterans that are not eligible for particular services due to a less than honorable discharge status or a criminal record. According to the Point In Time counts for Cambria County there were no Veterans counted in 2023, only one (1) counted in 2024 and two (2) counted in 2025.

Unaccompanied youth – Teens aging out of foster care, and young adults in the 18-24 transition stage can be hard to locate. CoC agencies often use social media and word of mouth through friends to contact this hard to reach population, as many youth are staying with friends and family temporarily, and are technically homeless. Specific needs of those people in a doubled-up situation, who may be “couch-surfing”, are conflict resolution and mediation, as many are estranged from family that formally supported them, and job training and employment assistance to prevent imminent homelessness without income. There was one (1) unaccompanied youth counted in Cambria County in the Point In Time count for 2023, two (2) in 2024, and three (3) in 2025.

Nature and Extent of Homelessness: (Optional)

Race:	Sheltered:	Unsheltered (optional):
White	0	0
Black or African American	0	0
Asian	0	0
American Indian or Alaska Native	0	0
Pacific Islander	0	0
Ethnicity:	Sheltered:	Unsheltered (optional):
Hispanic	0	0
Not Hispanic	0	0

Data Source Comments Data was not available.

Estimate the number and type of families in need of housing assistance for families with children and the families of veterans.

The number of homeless veterans has been significantly reduced throughout the CoC over the years. This decrease has largely been accomplished through the extensive outreach efforts of Supportive Services for Veteran Families (SSVF) funded providers. Supportive Services for Veteran Families (SSVF) providers conduct the most widespread outreach throughout the CoC. A by-name-list has been created through the Veteran subcommittee of the CoC, which is used to track Vets in the region. Resources provided through the United States Department of Veterans Affairs are used to rapidly rehouse any Veterans identified. 95% of permanent supportive housing beds available to Veterans are operated through VASH vouchers, and are not listed on HMIS.

According to homeless service providers, there is a need for additional mental health services, substance abuse services, and other health services, which are likely to affect veterans as well. Johnstown needs more mental health and substance abuse services for veterans. According to the Point In Time counts for Cambria County there were no Veterans counted in 2023, only one (1) counted in 2024 and two (2) counted in 2025.

Families with children need rent and utility assistance to prevent homelessness in emergency situations, and there is also a need for transportation as well as child care in evening/nighttime hours for working parents. There is additional need for higher quality jobs, as many parents in Johnstown are underemployed and unable to save. There is also a need to teach basic living skills like managing budgets, managing time, and living from crisis to crisis and soft skills for the workplace like how to interview for a job and work with other employees. According to Point-in-Time count data, Cambria County counted two (2) families with a total of five (5) people counted in 2023, sixteen (16) families with sixty (60) people in 2024, and six (6) families with nineteen (19) people in 2025.

Describe the Nature and Extent of Homelessness by Racial and Ethnic Group.

Although the data for the nature and extent of homelessness by racial and ethnic group was not available for Johnstown, Cambria County, or the Eastern PA CoC, the Johnstown Housing Authority wait lists and the CHAS data for 2016-2020 identify some racial/ethnic groups that are more likely to be at-risk of homelessness, and in need of housing assistance.

Although the overall minority population of the City of Johnstown is only 28.5%, the breakdown of Whites to Minority populations on the public housing waiting list was 31.3% White and 68.7% Minority, with 67.0% Black/African American. The waiting list disproportionality of Whites to Minority populations on the Section 8 waiting list is similar, with 33.9% White households, and 66.1% Minority households, with 65.1% Black/African American. The waiting list numbers for assisted housing in Johnstown shows that there is a greater need for assisted housing for minorities, particularly for Black/African American residents, in the City of Johnstown.

When examining the percentage of each racial or ethnic group that has a housing problem, a severe housing problem, or is facing a cost burden, compared to that racial or ethnic group overall, we can see how what percentage of City residents may be experiencing serious housing instability. According to the 2016-2020 CHAS data, the following percentages of households are cost burdened by over 50%:

- 13.9% of White households
- 16.8% of Black households
- 0.0% of Asian households
- 20.4% of Hispanic households

Describe the Nature and Extent of Unsheltered and Sheltered Homelessness.

Unsheltered Homelessness refers to the segment of the homeless community who do not have ordinary lawful access to buildings in which to sleep, as referred to in the HUD definition as persons occupying a "place not meant for human habitation", (examples: a bus stop, beach, riverbed, under bridges, van, RV, sidewalk). Many of the unsheltered homeless suffer from substance abuse and/or mental illness, and are reluctant to abide by the rules of the shelter.

Many unsheltered homeless are chronic homeless. HUD adopted the Federal definition which defines a chronically homeless person as "either: (1) an unaccompanied homeless individual with a disabling condition who has been continuously homeless for a year or more; OR (2) an unaccompanied individual with a disabling condition who has had at least four episodes of homelessness in the past three years." This definition was adopted by HUD from a Federal standard that was arrived upon through collective decision making by a team of Federal agencies including HUD, the U.S. Department of Labor, the U.S. Department of Health and Human Services, the U.S. Department of Veterans Affairs, and the U.S.

Interagency Council on Homelessness. In its definition of a chronically homeless person, HUD defines the term “homeless” as “a person sleeping in a place not meant for human habitation (e.g. living on the streets, for example) OR living in a homeless emergency shelter.

Sheltered Homelessness would refer to those in an emergency shelter, in transitional housing, or who are exiting an institution where they temporarily resided, lacking a fixed nighttime residence. People will be considered homeless if they are exiting an institution where they resided for up to 90 days (it was previously 30 days). People who are losing their primary nighttime residence, which may be a motel, hotel or a doubled up situation within 14 days and lack resources or support networks to remain housed are considered sheltered homeless, as well. The sheltered homeless typically do not have a steady source of income, or any source of income.

The Point-in-Time Count for Cambria County in 2025 counted a total of 40 homeless persons and 24 homeless households. Of these, only 8 persons, or 20.0%, were unsheltered. There were no persons in transitional housing, and 32 persons that were housed in an emergency shelter. There were 9 chronically homeless individuals and 3 unaccompanied youths that were counted as homeless in 2025. Of the 40 homeless people counted, 4 (10.0%) were considered chronically homeless.

Discussion:

The following were needs identified for homeless populations and those at-risk of homelessness in consultation with service agencies serving the City of Johnstown:

- Homelessness in Johnstown is not readily visible as seen in the Point-in-Time counts, but there is a significant population of couch surfers and others with unstable housing situations that do not meet the HUD definition of homeless.
- Among the few shelters in the area, there is strong demand and waitlists tend to be long.
- Homeless individuals tend to have substance abuse or mental health issues and require extra services and case management to transition into the workforce or into permanent housing.
- There is a lack of transitional housing resources available, which limits the amount of people with different needs that can be served.
- Martha and Mary House was an emergency shelter previously operated by Catholic Charities that closed within the past two years, leaving even fewer resources available for those facing homelessness in the area.
- There is a need for additional accessible homeless shelter options in the City. The Salvation Army’s emergency shelter was closed due to accessibility issues, and there is no longer an option for disabled people who are homeless.
- There are no code blue shelters in the city to provide warming to homeless individuals and families when the weather goes below freezing.

- Many individuals are not considered homeless by the HUD definition but squat in vacant homes in the city without water, heat, or other utilities.
- Partially due to rising costs of housing and costs of living, elderly residents are more likely to become homeless. Shelters and other homeless services require accessibility upgrades so that they can be accessed by those with mobility issues or other disabilities.
- The City's Police and Fire departments should have more contact and cooperation with local homelessness providers to connect people in need with their services during off hours.

DRAFT

NA-45 Non-Homeless Special Needs Assessment - 91.205 (b,d)

Introduction:

The assessment of non-homeless special needs includes the following:

- Elderly persons (age 65 years and older)
- Frail elderly
- Persons with mental, physical and/or developmental disabilities
- Persons with alcohol or other drug additions
- Persons with HIV/AIDS and their families
- Victims of domestic violence, dating violence, sexual assault, and stalking

The housing need of each of these groups were determined by consultation with social service providers and statistical information provided by these agencies.

Describe the characteristics of special needs populations in your community:

Elderly Persons are defined as persons who are age 65 years and older. According to the 2016-2020 American Community Survey, elderly persons represent 22.5% of the City's total population. Approximately 10.0% of the City's population are age 75 years and older. In addition, roughly 18.7% of total households in the City are occupied by an elderly person living alone.

Frail Elderly are those persons who are elderly and have a form of disability, ranging from hearing loss, vision difficulty, cognitive difficulty, ambulatory problems, and lack of self-help skills. According to the 2016-2020 American Community Survey, it is estimated that approximately 48.3% of the total elderly population are frail elderly.

Persons with mental, physical and development disabilities, according to the ACS data for 2016-2020, persons with a disability comprise 29.7% (5,727 persons) of the City of Johnstown's total civilian noninstitutionalized population.

Persons with HIV/AIDS and their families comprise a small percentage of Cambria County's overall population. As of 2022 according to AIDSvu, there are 131 Living HIV/AIDS cases living in Cambria County. 79.4% of the HIV/AIDS diagnoses are males. Males are disproportionately affected and the HIV/AIDS population is still growing in numbers, with 8 new diagnoses in 2022 according to the Commonwealth of Pennsylvania's "2023 Annual HIV Surveillance Summary Report."

Victims of Domestic Violence, dating violence, sexual assault and stalking is increasing both locally and nationally. Based on the 2025 Point-in-Time Count, there were 11 homeless individuals who were victims of domestic violence in Cambria County in 2023, 51 individuals in 2024, and 9 individuals in 2025. Based on consultation with stakeholders, it is estimated that the number of families experiencing domestic

violence is under-reported. The Women's Help Center and other organizations see increases in the number of families that are experiencing evictions due to domestic violence, and there is a need to address these populations that are at-risk of losing housing.. Based on estimates provided by Victims Services, Inc. approximately 124 individuals (including both adults and children) in Johnstown and Cambria County that are in need of housing assistance because of domestic violence, dating violence, sexual assault, and/or stalking.

What are the housing and supportive service needs of these populations and how are these needs determined?

Based on the current HUD-CHAS Data, the 2025 Point-in-Time Count, and interviews with housing agencies and social service providers, the City of Johnstown, and the Johnstown Housing Authority, the following housing and supportive service needs were determined:

- **Elderly Persons** - There are approximately 91 elderly persons in need of permanent supportive housing units plus supportive services such as home health care and home maintenance assistance, transportation, and access to food. There are approximately 91 elderly persons that are in need of subsidized housing, based on the Johnstown Housing Authority wait lists.
- **Mentally, Physically Disabled** - Approximately 91 housing units plus supportive services, such as job training and education, transportation, accessibility improvements to housing and public/community facilities, and access to health care and treatment. There are approximately 91 persons with a disability that are in need of subsidized housing, based on the Johnstown Housing Authority wait lists.
- **Alcohol & Drug Addicts** - Approximately 6 housing units plus supportive services. Supportive service needs include access to treatment and health care, counselors or life coaches, job training and education, and transportation. Over the past three years, the Point in Time count for Cambria County identified 6 people total with chronic substance abuse problems. Mental healthcare providers in the City of Johnstown and Cambria County recognize the need to treat these populations, but their resources remain stagnant as the need increases.
- **HIV/AIDS Persons** - Persons with HIV/AIDS require supportive services, such as access to treatment and health care, counselors or life coaches, job training and education, and transportation. As of 2022 according to AIDSVu, there are 131 Living HIV/AIDS cases living in Cambria County. 79.4% of the HIV/AIDS diagnoses are males. Males are disproportionately affected and the HIV/AIDS population is still growing in numbers, with 8 new diagnoses in 2022 according to the Commonwealth of Pennsylvania's "2023 Annual HIV Surveillance Summary Report." There are no statistics available for only the City of Johnstown. There were no homeless persons with HIV/AIDS counted in Cambria County in 2023.
- **Victims of Domestic Violence** - Based on the 2025 Point-in-Time Count, there were 11 homeless individuals who were victims of domestic violence in Cambria County in 2023, 51 individuals in 2024, and 9 individuals in 2025. Based on consultation with stakeholders, it is estimated that the number of families experiencing domestic violence is under-reported. The Women's Help Center

and other organizations see increases in the number of families that are experiencing evictions due to domestic violence, and there is a need to address these populations that are at-risk of losing housing. Victims of domestic violence, dating violence, sexual assault, and stalking, are in need of housing assistance (domestic violence and homeless shelter, emergency, short-term and long-term housing, security deposits and rental assistance). There are an increasing number of victims that are facing eviction due to domestic violence in the household, and there is a need to assist this population.

Discuss the size and characteristics of the population with HIV/AIDS and their families within the Eligible Metropolitan Statistical Area:

Persons with HIV/AIDS and their families comprise a small percentage of Cambria County's overall population. As of 2022 according to AIDSvu, there are 131 Living HIV/AIDS cases living in Cambria County. 79.4% of the HIV/AIDS diagnoses are males. Males are disproportionately affected and the HIV/AIDS population is still growing in numbers, with 8 new diagnoses in 2022 according to the Commonwealth of Pennsylvania's "2023 Annual HIV Surveillance Summary Report."

Discussion:

The needs for these various groups of the Special Needs Population are only estimates, based on HUD data, U.S. Census Data, ACS data, and interviews with housing providers and social service agencies. Accurate statistics are not available for all of these groups, so therefore "best estimates" are presented.

While many supportive service providers for the special needs population are located in the City of Johnstown, their service area and clients are in the Cambria County region. Therefore, the statistics are not limited to just the City of Johnstown.

The following were needs identified for non-homeless special needs populations in consultation with service agencies serving the City of Johnstown:

- Many homes in the City are old and not built with accessibility in mind. Housing rehabilitation for these homes are expensive, leading to high demand for home rehabilitation programs.
- Public transportation exists in the City but it is not frequent or reliable enough for regular use for those without a car. People who cannot drive have trouble getting around the city.
- Many city residents are struggling with substance abuse issues and require case management and other services to help them.
- People transitioning from incarceration, substance abuse treatment, mental health facilities, foster care, hospital stays, and victims of domestic violence all have priority needs and different

resources that are available to them. These special needs populations require assistance in accessing the services and housing options available to them.

- Downtown Johnstown has a variety of accessibility issues, including a lack of ADA compliant sidewalks.
- Elderly and disabled homeowners and renters alike need assistance in basic home maintenance and housekeeping, such as yard work.
- The elderly, disabled, and other special needs populations need affordable housing for single-person households.
- Landlords and property managers need financial assistance to make accessibility improvements to their housing units, and training so that they can offer to their special needs tenants.

DRAFT

NA-50 Non-Housing Community Development Needs – 91.215 (f)

Describe the jurisdiction's need for Public Facilities:

The City of Johnstown has identified the following public facility needs:

- There is a need to repair a number of sidewalks in Downtown Johnstown. ADA curb cuts are needed in multiple spots in the Central Business District.
- A number of survey respondents cited the need for additional bike lanes and bike infrastructure.
- There is a need to develop amenities and attractions to attract and keep talent with college degrees and prevent “brain drain.”
- The buildings downtown are old, and many businesses in the Central Business District need ADA improvements.
- There is a need to update neighborhood parks and/or develop new neighborhood parks in areas that lack outdoor space.

Some of the notable needs identified by the resident survey respondents included the following (as a percentage of those that answered each question):

- 59.6% stated they would like to see improved benches and picnic tables.
- 53.2% stated they would like new and improved pools.
- 52.1% said they would like to see improvements made to playground equipment.
- 38.3% said that they would like to see additional walking and biking trails.
- 29.8% want splash pads for youth recreation.
- 28.7% said they would like to see improvements to City basketball courts.

How were these needs determined?

The needs for public facilities were determined through: resident surveys; agency needs surveys; interviews with City staff, the Mayor, Johnstown's Community and Economic Development Department, and other City and Cambria County agencies; public hearing comments on needs; and the City's various planning documents.

Describe the jurisdiction's need for Public Improvements:

The City of Johnstown identified the following public improvement needs:

- The City of Johnstown continues to have major code enforcement needs, and a number of houses that are poorly maintained.
- There is a need to address all City infrastructure, including roads, curbs, sidewalks, and sewers.

- Many neighborhoods of the City lie in flood zones. There is a need to address these neighborhoods with relevant interventions, including rehabilitation programs, demolition programs, and larger storm sewer infrastructure programs.

Some of the notable needs identified by the resident survey respondents included problems with the following (as a percentage of those that answered each question):

- Curbs/Sidewalks - 66.7%
- Property Maintenance - 51.1%
- Street Improvements - 50.0%
- Litter - 36.7%
- Parking - 30.0%
- Public Safety - 20.0%
- Storm Sewers - 18.9%
- Flooding - 17.8%
- Handicap Access - 14.4%
- Traffic - 11.1%
- Sanitary Sewers - 10.0%

How were these needs determined?

The needs for public improvements were determined through: resident surveys; agency needs surveys; interviews with City staff, the Mayor, Johnstown's Community and Economic Development Department, and other City and Cambria County agencies; public hearing comments on needs; and the City's various planning documents.

Describe the jurisdiction's need for Public Services:

The City of Johnstown identified the following public service needs:

- There are few youth programs and youth recreation initiatives in the City.
- More funding should be made available for childcare services and daycares.
- The lack of consistent public transportation at all hours is a major barrier to City residents in finding quality employment.
- There is a need for affordable mental healthcare services in the City, especially for those who are homeless or at risk of homelessness.
- There is a need to address drug and alcohol problems in the City.
- There is a need to develop more employment training programs, particularly those that create partnerships between key industries and low-income residents.
- There is a lack of life skills and soft skills training for City residents.

How were these needs determined?

The needs for public services were determined through: resident surveys; agency needs surveys; interviews with City staff, the Mayor, Johnstown's Community and Economic Development Department, and other City and Cambria County agencies; public hearing comments on needs; and the City's various planning documents.

DRAFT

Housing Market Analysis

MA-05 Overview

Housing Market Analysis Overview:

The City of Johnstown is located in the Laurel Mountains of Southwestern Pennsylvania and is the largest city in Cambria County, and the core of the Johnstown, PA Metropolitan Statistical Area. The City of Johnstown is an older, well established City. The City was once a booming steel town in the 1800s. With the departure of many of the factories in the 1960s and 1970s, the City of Johnstown has been in a continual state of population decline, from a population of 63,232 in 1950 to a population of 18,245 in 2023. A decline in the number of total households and housing stock has accompanied this decline in population. In 2010 the City of Johnstown had 11,978 households and in 2023 the City had 9,205 households, which is an approximate 20% decrease.

The housing stock in the City of Johnstown is considerably older. Almost half of the housing stock (46.1%) was constructed prior to 1939 and another 30.2% was constructed between 1940 and 1959. Therefore, over three-quarters of the City's housing stock (76.3%) was built prior to 1960. According to the 2019-2023 American Community Survey Data, the City now has 5,025 owner-occupied housing units (54.6% of all occupied housing units) and 4,180 renter-occupied housing units (45.4% of all occupied housing units).

The condition of the housing stock is poor. Many of the housing stock are either neglected or not adequately maintained. According to the ACS data for 2019-2023, there are 2,595 vacant housing units in the City, which is approximately 22.0% of all housing units. This is substantially higher than the housing vacancy rate of Cambria County which is 13.6% and the statewide vacancy rate of 9.4%.

The median home value as of 2023 was \$42,100 and the median contract rent was \$616/month for the same time period according to the 2019-2023 ACS data.

MA-10 Number of Housing Units – 91.210(a)&(b)(2)

Introduction

According to the 2016-2020 ACS data, there are 12,780 total housing units. There are 9,889 occupied housing units (4,939 owner-occupied and 4,950 renter-occupied), which leaves 2,891 vacant housing units. The majority of owner-occupied housing units are made up of 3 or more bedrooms (74% of all owner-occupied houses). The greatest portion of renter-occupied housing is made up of 2 bedroom households (41% of all renter-occupied units). Single-family detached homes make up half of the housing stock (51%), followed by row houses (17%) and small apartments of 2-4 units (15%).

All residential properties by number of units

Property Type	Number	%
1-unit detached structure	6,470	51%
1-unit, attached structure	2,180	17%
2-4 units	1,915	15%
5-19 units	1,055	8%
20 or more units	1,100	9%
Mobile Home, boat, RV, van, etc	60	0%
Total	12,780	100%

Table 27 – Residential Properties by Unit Number

Data Source: 2016-2020 ACS

Unit Size by Tenure

	Owners		Renters	
	Number	%	Number	%
No bedroom	4	0%	250	5%
1 bedroom	75	2%	1,185	24%
2 bedrooms	1,200	24%	2,030	41%
3 or more bedrooms	3,660	74%	1,485	30%
Total	4,939	100%	4,950	100%

Table 28 – Unit Size by Tenure

Data Source: 2016-2020 ACS

Describe the number and targeting (income level/type of family served) of units assisted with federal, state, and local programs.

The following number of units in the City of Johnstown that are assisted with Federal, State and Local Programs is as follows:

- **Public Housing** - 1,504 housing units of which 270 are elderly units and 521 are for mixed elderly or disabled populations. The income levels are at 80% and below AMI.
- **Housing Choice Vouchers** - 960 vouchers that are tenant based. The income levels are at 80% and below AMI.
- **Low Income Housing Tax Credit (LIHTC)** - There are two (2) LIHTC housing developments in the City with a total of 66 low-income units. The income levels are at 80% and below of AMI.
- **First Time Home Buyers** - The City has assisted seven (7) households since 2020 with assistance for first time homebuyers to rehabilitate their homes. The income levels are at 80% AMI or below.

Provide an assessment of units expected to be lost from the affordable housing inventory for any reason, such as expiration of Section 8 contracts.

There are no affordable housing units that are anticipated that will be lost and there is no anticipated expiration of Section 8 Contracts.

Does the availability of housing units meet the needs of the population?

There is a sufficient supply of housing units of various types within the City of Johnstown. There are 4,939 owner-occupied housing units, 4,950 renter-occupied housing units, and approximately 2,891 vacant units. The problem is not the "availability" of units in the City of Johnstown, it is the "affordability" and the "quality" of some units in the City. There is a need for the development of decent, safe, sound and affordable housing through subsidies and development incentives, such as LIHTC and Federal/State funds. In addition, there is a need for accessible housing for the disabled, especially persons whose income is below 50% of AMI. Housing that is affordable is not often located near public transit routes, close to employment centers, and within walking distance of services. This drives up transportation costs to low-income renters and homeowners.

Describe the need for specific types of housing:

According to local stakeholders, there is a high need for housing for low-income elderly and disabled housing. Stakeholders have corroborated this, and mentioned that the waiting list for single-bedroom apartments leads to long wait times on the waiting list. Housing providers in Johnstown believe that a need exists in the City for more studio apartments for singles that are accessible. Studio apartments will be more affordable than one-bedroom apartments for low-income single person households.

Discussion

The ratio of owner occupied to renter occupied housing units is balanced at about 50% each. The goal of the City of Johnstown is to encourage home ownership and pride in the City. The City has been using its limited financial resources to encourage home ownership and help owner-occupied households rehabilitate their homes. The City budgeted the following FY 2025 CDBG and HOME funds for housing rehabilitation for existing and new homeowners:

- First Time Homebuyer Rehabilitation (CDBG) - \$125,000.00
- Owner Occupied Housing Rehabilitation (CDBG) - \$ 383,380.00
- Sewer Lateral Line Replacement (CDBG) - \$25,000.00
- CHDO Set Aside (HOME) - \$27,614.00
- First-time Homebuyer Downpayment Assistance (HOME) - \$138,067.31

DRAFT

MA-15 Housing Market Analysis: Cost of Housing - 91.210(a)

Introduction

According to the American Community Survey over the last 11 years, the cost of housing for a single family home decreased from \$43,100 in 2009 to \$37,000 in 2020. For homeowners, there were 1,385 housing units that were affordable to households using less than 50% of their HAMFI. According to Zillow.com, the median list price of a home in Johnstown city was \$100,167 as of December 2024.

The cost of rent has increased by 12% during the period from 2009 to 2020, rising from \$351 to \$394. According to the 2016-2020 CHAS data on housing affordability, 3,005 renter housing units were affordable to persons using less than 50% of their Housing Affordability Median Family Income (HAMFI).

The City needs to continue its efforts to rehabilitate substandard homeowner housing, increase homeownership among residents of the City Johnstown, and maintain affordable rental housing, including options for the elderly and disabled.

Cost of Housing

	Base Year: 2009	Most Recent Year: 2020	% Change
Median Home Value	\$43,100	\$37,000	-14%
Median Contract Rent	\$351	\$394	12%

Table 29 – Cost of Housing

Data Source: 2000 Census (Base Year), 2016-2020 ACS (Most Recent Year)

Rent Paid	Number	%
Less than \$500	3,615	73.1%
\$500-999	1,125	22.7%
\$1,000-1,499	150	3.0%
\$1,500-1,999	0	0.0%
\$2,000 or more	50	1.0%
Total	4,940	99.9%

Table 30 - Rent Paid

Data Source: 2016-2020 ACS

Housing Affordability

% Units affordable to Households earning	Renter	Owner
30% HAMFI	1,410	No Data
50% HAMFI	3,005	1,385
80% HAMFI	4,225	2,644
100% HAMFI	No Data	3,299
Total	8,640	7,328

Table 31 – Housing Affordability

Data Source: 2016-2020 CHAS

Monthly Rent

Monthly Rent (\$)	Efficiency (no bedroom)	1 Bedroom	2 Bedroom	3 Bedroom	4 Bedroom
Fair Market Rent	637	641	821	1,055	1,197
High HOME Rent	485	573	710	911	977
Low HOME Rent	485	573	710	835	931

Table 32 – Monthly Rent

Data Source: HUD FMR and HOME Rents

Is there sufficient housing for households at all income levels?

Based on the HUD - CHAS data there is not sufficient housing for all income levels due to the cost over burden criteria for the following groups:

- **Less than 30% AMI**
 Owner households = 490
 Renter households = 1,235
- **30% to 50% AMI**
 Owner households = 279
 Renter households = 518
- **50% to 80% AMI**
 Owner households = 74
 Renter households = 145

How is affordability of housing likely to change considering changes to home values and/or rents?

With a decreasing population, poor economic conditions and the age/condition of the housing in the City of Johnstown, it is doubtful that homes will become less affordable for reasons specific to Johnstown alone. Rents, however, will continue to increase along with the need for affordable housing. Currently, it is more affordable for low-income families to rent in the City of Johnstown, as opposed to owning their own home.

How do HOME rents / Fair Market Rent compare to Area Median Rent? How might this impact your strategy to produce or preserve affordable housing?

HOME and Fair Market Rents are much higher than the Median Contract Rent of \$394, but they are also lower than the average area rent of \$810 per month as according to Zillow.

Since market rents appear to be higher than the HOME rents for Johnstown, housing affordability is still the biggest housing problem for low-income families and individuals according to the CHAS data, particularly regarding the quality of rental housing, indicating a need for housing subsidies and assistance.

Discussion

The housing market is not strong in the City of Johnstown. Much of the housing stock is aging, and housing values are falling for homeowners. However, this dynamic makes housing in Johnstown affordable though the affordable housing in Johnstown is not always decent, safe, and sound.

DRAFT

MA-20 Housing Market Analysis: Condition of Housing – 91.210(a)

Introduction

The City of Johnstown contains 8,036 housing units that were constructed prior to 1950, which is 62.9% of all the total housing units in the City. Approximately 1.6% of the city’s total housing units were built between 200 and 2020. Of all the 12,783 total housing units, 9,889 are occupied. Of the occupied housing units in the City, 2,905 (29.4%) housing units have at least one "selected condition." In addition, 12,012 housing units (94.0%) were built before 1980, and therefore contain the potential of a lead-based paint hazard.

Definitions

The following definitions are used in the table below:

- **"Selected Housing Condition"** - Over-crowding (1.01 or more persons per room), lacking a complete kitchen, lack of plumbing facilities, and/or other utilities, and cost over-burden.
- **"Substandard condition"** - Does not meet code standards, or contains one of the selected housing conditions.
- **"Suitable for Rehabilitation"** - The amount of work required to bring the unit up to minimum code standards, and the existing debt on the property, together, are less than the fair market value of the property.
- **"Not Suitable for Rehabilitation"** - The amount of work required to bring the unit up to minimum code standard exceeds the fair market value of the property after rehabilitation work is complete.

Condition of Units

Condition of Units	Owner-Occupied		Renter-Occupied	
	Number	%	Number	%
With one selected Condition	1,010	20%	1,895	38%
With two selected Conditions	4	0%	95	2%
With three selected Conditions	4	0%	0	0%
With four selected Conditions	0	0%	0	0%
No selected Conditions	3,925	79%	2,950	60%
Total	4,943	99%	4,940	100%

Table 33 - Condition of Units

Data Source: 2016-2020 ACS

Year Unit Built

Year Unit Built	Owner-Occupied		Renter-Occupied	
	Number	%	Number	%
2000 or later	95	2%	85	2%
1980-1999	69	1%	480	10%
1950-1979	955	19%	2,175	44%
Before 1950	3,815	77%	2,205	45%
Total	4,934	99%	4,945	101%

Table 34 – Year Unit Built

Data Source: 2016-2020 CHAS

Risk of Lead-Based Paint Hazard

Risk of Lead-Based Paint Hazard	Owner-Occupied		Renter-Occupied	
	Number	%	Number	%
Total Number of Units Built Before 1980	4,770	97%	4,380	89%
Housing Units build before 1980 with children present	84	2%	44	1%

Table 35 – Risk of Lead-Based Paint

Data Source: 2016-2020 ACS (Total Units) 2016-2010 CHAS (Units with Children present)

Vacant Units

	Suitable for Rehabilitation	Not Suitable for Rehabilitation	Total
Vacant Units	678	2,216	2,894
Abandoned Vacant Units	1,216	1,000	2,216
REO Properties	9	0	9
Abandoned REO Properties	0	0	0

Table 36 - Vacant Units

Data Source: City of Johnstown Code Enforcement, 2016-2020 ACS

Need for Owner and Rental Rehabilitation

According to the 2016-2020 ACS, it is estimated that there are approximately 2,894 vacant housing units, of which 678 housing units are suitable for rehabilitation for both renter and owner occupied. According to estimates from the City of Johnstown’s Code Enforcement department, there are approximately 1,000 abandoned units that are not suitable for rehabilitation and should therefore be considered for demolition.

While there are hundreds of vacant units that are suitable for rehabilitation, the cost of rehabilitation exceeds the financial resources of many low- and moderate-income households. Most of the vacant housing units will remain vacant since the property owners do not want to invest, fearing that there will

be little to no return on their investment. Landlords are also reluctant to invest in their properties, especially since they are already rented and there is a demand for rental units, whether they are up to code standards or not. The Housing Rehabilitation Program only has a 5% rate of rejection. Most of the applicants the City sees have homes suitable for rehabilitation, or they are able to make a few repairs in order to make their home eligible for a future application.

Estimated Number of Housing Units Occupied by Low or Moderate Income Families with LBP Hazards

There are approximately 4,770 (96%) owner-occupied and 4,380 (89%) renter-occupied housing units that were built prior to 1980. Based on that, the need for rehabilitation that needs to address LBP hazards is extensive. The City of Johnstown has been aggressive in creating and marketing a lead-based paint component of its housing rehabilitation program to address this need.

In older urban areas like the City of Johnstown, lead-based paint is a legacy problem in the housing stock that must be addressed. Lead based paint is one of the most significant environmental factors negatively affecting residential housing units. In 1978, lead was banned from residential paint; more than half of the total housing stock in the United States contains some lead-based paint. It is estimated that 20 million housing units contain lead hazards, which include flaking or peeling lead-based paint and excessive levels of tiny lead particles in household dust.

Discussion

The City needs to continue to spend funds to rehabilitate homes and to construct new housing to replace the vacant and dilapidated units.

MA-25 Public and Assisted Housing – 91.210(b)

Introduction

The Johnstown Housing Authority (JHA) is the only municipal housing authority in Cambria County that is designated to oversee public housing. The Johnstown Housing Authority administers public housing and Section 8 housing programs in the City of Johnstown and Cambria County. JHA has eleven (11) public housing developments in Cambria County, of which nine (9) are located in the City of Johnstown. The JHA reports a total of 1,504 public housing units, with 521 units for mixed populations (elderly or disabled), and 270 units for elderly occupancy. In addition, the Housing Authority is allotted 960 Section 8 Housing Choice Vouchers, of which 764 are currently in use. There were 1,655 families/individuals on the Housing Choice Voucher waiting list as of May 2025. The waiting list is currently open. The Johnstown Housing Authority does not hold any Veteran Affairs Supportive Housing or Family Unification Program Vouchers.

The Johnstown Housing Authority’s mission is to provide “decent, safe, sanitary, and affordable housing to qualified persons. The vision of the Johnstown Housing Authority (JHA) is to improve the quality of life for all residents by creating and implementing programs which encourage self-sufficiency, homeownership, greater involvement, responsibility and pride.”

Total Number of Units

	Program Type								
	Certificate	Mod-Rehab	Public Housing	Vouchers					
				Total	Project - based	Tenant - based	Special Purpose Voucher		
							Veterans Affairs Supportive Housing	Family Unification Program	Disabled *
# of units vouchers available	0	0	1,514	599	0	0	0	0	0
# of accessible units	N/A	N/A	0	N/A	N/A	N/A	N/A	N/A	N/A

*includes Non-Elderly Disabled, Mainstream One-Year, Mainstream Five-year, and Nursing Home Transition

Table 37 – Total Number of Units by Program Type

Data Source: PIC (PIH Information Center)

Describe the supply of public housing developments:

Describe the number and physical condition of public housing units in the jurisdiction, including those that are participating in an approved Public Housing Agency Plan:

JHA has eleven (11) public housing developments in Cambria County, of which nine (9) are located in the City of Johnstown. The JHA reports a total of 1,504 public housing units, with 521 units for mixed populations (elderly or disabled), and 270 units for elderly occupancy. In addition, the Housing Authority is allotted 960 Section 8 Housing Choice Vouchers, of which 764 are currently in use. There were 1,655 families/individuals on the Housing Choice Voucher waiting list as of May 2025. The waiting list is currently open. With public housing occupancy at 96%, there is more demand than supply.

Public Housing Condition

Public Housing Development	Average Inspection Score
Johnstown Housing Authority	86

Table 38 - Public Housing Condition

Describe the restoration and revitalization needs of public housing units in the jurisdiction:

The Johnstown Housing Authority plans a variety of capital improvements in its properties. Planned activities are as follows in each public housing community:

- **Vine Street Towers** - New elevator
- **Townhouse Towers** - New elevator
- **Oakhurst Homes Ext.** - Exterior railings, interior doors, and flooring upgrades
- **Solomon Homes** - Playgrounds
- **Nanty Glo Homes** - Boilers (portage)

Describe the public housing agency's strategy for improving the living environment of low- and moderate-income families residing in public housing:

Johnstown Housing Authority coordinates with various agencies to provide public housing residents with opportunities for services. JHA partners with the City of Johnstown to provide funding for the Learning Lamp - Backpack Program project, which provides backpacks filled with food items for children to carry home over the weekends within the City of Johnstown. This funding helps to expand the Learning Lamp’s afterschool program for the Johnstown Housing Authority to the Coopersdale public housing community.

The Johnstown Housing Authority's mission is to provide "decent, safe, sanitary, and affordable housing to qualified persons. The vision of the Johnstown Housing Authority (JHA) is to improve the quality of life for all residents by creating and implementing programs which encourage self-sufficiency, homeownership, greater involvement, responsibility and pride." In carrying out this mission the Johnstown Housing Authority is a partner with the City in addressing the housing needs for the residents of Johnstown who are very low and extremely low income.

The City of Johnstown has identified the need for affordable housing that is decent, safe, and sanitary. The Johnstown Housing Authority is a valuable resource in addressing that need. There is a significant number of households in the City that are at or below 50% of AMI that are affected by housing problems, severe housing problems and housing cost burdens.

According to consultations, stakeholders have described the needs of the population in public housing and the population of Section 8 Housing Choice Voucher holders as similar to those of the City at large. Residents need additional job opportunities, improved transportation, and childcare or afterschool programs to allow them to access these opportunities. Poverty is common both throughout the City and specifically in JHA properties, and there is a need to provide skills training for financial management. There is not enough livable subsidized housing available to meet the need.

Discussion:

Not applicable.

MA-30 Homeless Facilities and Services – 91.210(c)

Introduction

Johnstown is part of the PA-509 Eastern PA CoC, under the Balance of State CoC. The Eastern PA CoC (PA-509) is composed of 33 counties. For planning purposes, the CoC is divided into 5 regions and managed by a Regional Homeless Advisory Board (RHAB). Johnstown is a member of the South Central RHAB (Region 5). The City of Johnstown is part of the South Central Regional Homeless Advisory Board (RHAB), which oversees the Continuum of Care Network for Central Pennsylvania for nine (9) counties, including Cambria County. This region is part of a five-region CoC known as the Eastern PA Continuum of Care, which is composed of thirty-three (33) counties.

Each of the RHABs/CoCs identify regional and local homeless issues; coordinate planning for projects; identify housing gaps and needs, strategies and priorities; review, select, and monitor projects; participate in the completion of the Exhibit 1 application; monitor Homeless Management Information System (HMIS) participation and implementation issues; and help coordinate and follow up on the point-in-time count. Committees of the RHAB/CoC review and rank both new and renewal projects annually. Finally, the RHABs CoCs provides input and feedback to the PA Homeless Steering Committee on policies, priorities, and issues of statewide significance.

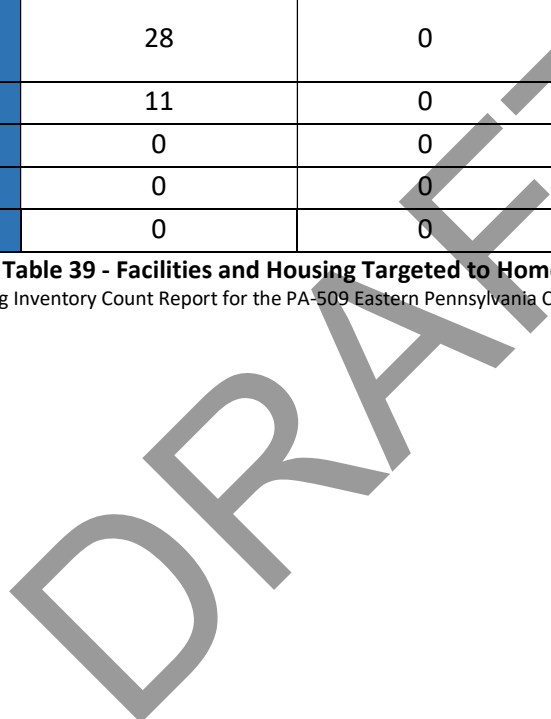
DRAFT

Facilities and Housing Targeted to Homeless Households

	Emergency Shelter Beds		Transitional Housing Beds	Permanent Supportive Housing Beds	
	Year Round Beds (Current & New)	Voucher / Seasonal / Overflow Beds	Current & New	Current & New	Under Development
Households with Adult(s) and Child(ren)	28	0	0	0	N/A
Households with Only Adults	11	0	0	24	N/A
Chronically Homeless Households	0	0	0	24	N/A
Veterans	0	0	0	0	N/A
Unaccompanied Youth	0	0	0	0	N/A

Table 39 - Facilities and Housing Targeted to Homeless Households

Data Source Comments: Data from 2024 Housing Inventory Count Report for the PA-509 Eastern Pennsylvania CoC.



Describe mainstream services, such as health, mental health, and employment services to the extent those services are used to complement services targeted to homeless persons

According to the 2025 CoC Application, the Eastern PA CoC will connect homeless populations to mainstream services through the Coordinated Entry Process. Local and State Human Services Departments will be important collaborators, particularly in the provision of employment training, transportation, and childcare. The CoC will work with local County Assistance Offices to refer those seeking care to organizations that are part of the continuum. Many Community Action Agencies that assist the CoC in coordinating homeless services across RHABs are social service providers themselves, as well as connections to mainstream services. The CoC will foster these linkages to prevent gaps in services.

Workforce development organizations are members of the Eastern PA CoC, and local County Representatives will work with local PA CareerLinks to conduct outreach to homeless clients. Strategies to increase employment include skills training, employability workshops, job retention services, referrals to ESL and literacy partners, On-the-Job training and apprenticeship opportunities, addressing of barriers to employment, and other services. The CoC has a formal partnership with 2-1-1, which will provide direct referrals to PA CareerLink. CoC-funded organizations will also partner with County Assistance Offices and SSI offices to train staff in guiding applicants through SOAR.

List and describe services and facilities that meet the needs of homeless persons, particularly chronically homeless individuals and families, families with children, veterans and their families, and unaccompanied youth. If the services and facilities are listed on screen SP-40 Institutional Delivery Structure or screen MA-35 Special Needs Facilities and Services, describe how these facilities and services specifically address the needs of these populations.

Only one agency in the City of Johnstown received Balance of State Continuum of Care funds from the FY 2024 SuperNOFA. However, other projects were funded in Cambria County. The following federal resources were obtained in Cambria County from the FY 2024 SuperNOFA:

- Northern Cambria Community Development Corporation - Independence Gardens Renewal project - Permanent Supportive Housing (\$285,186)
- Women's Help Center - Home Again Program (\$289,285)
- Center for Community Action - South Central PA Rapid Rehousing Program (121,363)
- PCADV - Eastern PA CoC Comprehensive DV Rapid Rehousing 2024 renewal (\$313,905)

MA-35 Special Needs Facilities and Services – 91.210(d)

Introduction

The City of Johnstown has identified the priorities for services and facilities for special needs population. This includes the elderly, frail elderly, persons with disabilities, persons with alcohol or other drug addictions, public housing residents, and victims of domestic violence.

Including the elderly, frail elderly, persons with disabilities (mental, physical, developmental), persons with alcohol or other drug addictions, persons with HIV/AIDS and their families, public housing residents and any other categories the jurisdiction may specify, and describe their supportive housing needs

The following groups have been identified as priorities for special needs populations under this Five Year Consolidated Plan along with priorities to address these needs:

- **Elderly** - rehabilitation of existing owner-occupied housing units, ADA improvements, and construction of new affordable and accessible apartments.
- **Frail Elderly** - construction of new affordable and accessible apartments with supportive services.
- **Persons with Disabilities** - rehabilitation of existing housing units for accessible improvements, reasonable accommodations to rental housing units, and supportive employment opportunities.
- **Alcohol and Other Drug Addictions** - supportive services to end addictions, provide housing, and training to re-enter the work force.
- **Public Housing Residents** - housing down payment assistance, job training and job opportunities, housing counseling for home ownership, and assistance in finding affordable housing.
- **Victims of Domestic Violence** - additional temporary shelters, supportive services, training programs, and permanent supportive housing options.

Describe programs for ensuring that persons returning from mental and physical health institutions receive appropriate supportive housing

Hospitals must have written discharge policies for "appropriate referral and transfer plans" including evaluation of a patient's capacity for self-care and possibility of being cared for in "the environment from which s/he entered the hospital." The actual discharge varies with the individual being discharged, their primary and behavioral health needs, and resources and supports available. While health care facilities try to send individuals home or to family, sometimes they discharge to a nursing home, rehab hospital or as last resort, a non-HUD funded shelter. Some shelters have protocols against accepting certain individuals directly from a hospital. The CoC has a state and local discharge policy for those that are discharged from adult care facilities, as well as a discharge team to address the issues in discharging individuals from foster care, health care, mental health care, and correctional facilities.

Social service providers in the area have cited the greatest needs of this population as affordable housing and transportation.

Specify the activities that the jurisdiction plans to undertake during the next year to address the housing and supportive services needs identified in accordance with 91.215(e) with respect to persons who are not homeless but have other special needs. Link to one-year goals. 91.315(e)

The City of Johnstown in its Five Year Consolidated Plan proposes the following goals/strategies for "Other Special Needs Priority":

- **SNS-1 Social Services** - Provide support for the elderly, frail elderly, persons with disabilities, victims of domestic violence, the developmentally delayed, persons with alcohol/drug dependency, and persons with other special needs through the development of social service organizations and providers.
- **SNS-2 Housing** - Increase the supply of affordable, accessible, decent, safe, sound, and sanitary housing for the elderly, frail elderly, persons with disabilities, victims of domestic violence, the developmentally delayed, persons with alcohol/drug dependency, and persons with other special needs through rehabilitation of existing buildings and new construction.
- **SNS-3 Accessibility** - Promote and assist in making reasonable accommodations and accessibility improvements in housing for homeowners and renters, and bring public facilities and infrastructure into compliance with Federal, State, and local Laws.

For entitlement/consortia grantees: Specify the activities that the jurisdiction plans to undertake during the next year to address the housing and supportive services needs identified in accordance with 91.215(e) with respect to persons who are not homeless but have other special needs. Link to one-year goals. (91.220(2))

Not applicable.

MA-40 Barriers to Affordable Housing – 91.210(e)

Negative Effects of Public Policies on Affordable Housing and Residential Investment

Johnstown’s Zoning Ordinance does not distinguish housing type by occupants or income and does not place any restrictions on housing developed with a public subsidy. Group homes are permitted by special exception in R2, R3, TND, and H districts.

Group homes should not be considered as a “special exception” in the Multi-Family R3 District and the Traditional Neighborhood Development (TND) District. The group homes should be listed as a permitted use.

The 2011 Zoning Ordinance defines family as follows:

- A single person or two or more persons related by blood, marriage, adoption, guardianship, or any other duly-authorized custodial relationship; living together as a single cohesive and nonprofit housekeeping unit which shares common facilities; or
- Two unrelated people and any children related to either of them; or
- Any group of three unrelated people; or
- A group of not more than five unrelated people whom can be classified as “disabled” living together as a single cohesive housekeeping unit which shares common facilities as considered reasonably appropriate for a similar number of persons related by blood, marriage, adoption, or guardianship.

Under section 105 Purpose of Community Development Objectives, the city should consider adding another purpose to the text as evidence that the City does affirmatively further fair housing. The following language is suggested:

Section 105

4. This ordinance is also intended to affirmatively further fair housing in the City of Johnstown by: abiding by the provisions of the Fair Housing Act of 1968, as amended; promoting fair housing choice for all residents in the City; assuming the rights of all individuals that are identified as members of a protected class by the Federal Government; and prevention of discrimination in housing based on a person’s race, color, national origin, religion, sex, familial status or handicap.

Under Section 202 Definitions, the City should consider adding the following definitions and revising other definitions:

Section 202

Group Home: Revise the definition to state “A residential living arrangement for a group of more than five (5) ‘disabled’ persons not considered a ‘family’ by the City of Johnstown Zoning Ordinance.” This will bring the definition into compliance with the definition of family.

Fair Housing Act: Add a new definition.

Americans with Disabilities Act: Add a new definition.

Accessibility: add a new definition.

Visitability: Add a new definition.

The City is reviewing its Zoning Ordinance and the last revision was in November 2013. These recommendations should be considered in the next revision and presented to the City Planning Commission for review.

The City has adopted the Pennsylvania State Building Code which contains the 2009 International Building Code Amendments.

DRAFT

MA-45 Non-Housing Community Development Assets – 91.215 (f)

Introduction

The City of Johnstown’s Department of Community and Economic Development is committed to providing quality service and opportunities to citizens in need of decent, safe and affordable housing; supporting entrepreneurship through loans, grants and programs that result in job opportunities for low to moderate-income citizens and the expansion of the City’s tax base. The Community and Economic Development Department is the administrator of the Community Development Block Grant and HOME Investment Partnership Grant. The office also provides outreach and technical assistance for variety of downtown and city-wide community and economic development projects.

The goal of the City of Johnstown’s economic development policy is to foster economic growth in the community, improve the local economy, promote job opportunities, and increase the local tax base

Economic Development Market Analysis

Business Activity

Business by Sector	Number of Workers	Number of Jobs	Share of Workers %	Share of Jobs %	Jobs less workers %
Agriculture, Mining, Oil & Gas Extraction	41	0	1	0	-1
Arts, Entertainment, Accommodations	835	708	14	9	-5
Construction	288	315	5	4	-1
Education and Health Care Services	1,434	1,930	23	24	0
Finance, Insurance, and Real Estate	316	925	5	11	6
Information	135	355	2	4	2
Manufacturing	521	953	8	12	3
Other Services	291	366	5	4	0
Professional, Scientific, Management Services	311	790	5	10	5
Public Administration	0	0	0	0	0
Retail Trade	908	625	15	8	-7
Transportation and Warehousing	342	129	6	2	-4

Business by Sector	Number of Workers	Number of Jobs	Share of Workers %	Share of Jobs %	Jobs less workers %
Wholesale Trade	198	190	3	2	-1
Total	5,620	7,286	--	--	--

Table 40 - Business Activity

Data Source: 2016-2020 ACS (Workers), 2015 Longitudinal Employer-Household Dynamics (Jobs)

DRAFT

Labor Force

Total Population in the Civilian Labor Force	7,985
Civilian Employed Population 16 years and over	7,220
Unemployment Rate	9.46
Unemployment Rate for Ages 16-24	20.35
Unemployment Rate for Ages 25-65	5.89

Table 41 - Labor Force

Data Source: 2016-2020 ACS

Occupations by Sector	Number of People
Management, business and financial	1,125
Farming, fisheries and forestry occupations	280
Service	1,114
Sales and office	1,670
Construction, extraction, maintenance and repair	520
Production, transportation and material moving	545

Table 42 – Occupations by Sector

Data Source: 2016-2020 ACS

Travel Time

Travel Time	Number	Percentage
< 30 Minutes	5,355	80%
30-59 Minutes	872	13%
60 or More Minutes	439	7%
Total	6,666	100%

Table 43 - Travel Time

Data Source: 2016-2020 ACS

Education:

Educational Attainment by Employment Status (Population 16 and Older)

Educational Attainment	In Labor Force		Not in Labor Force
	Civilian Employed	Unemployed	
Less than high school graduate	390	95	835
High school graduate (includes equivalency)	2,170	275	1,540
Some college or Associate's degree	1,965	165	865
Bachelor's degree or higher	1,320	40	150

Table 44 - Educational Attainment by Employment Status

Data Source: 2016-2020 ACS

Educational Attainment by Age

	Age				
	18–24 yrs	25–34 yrs	35–44 yrs	45–65 yrs	65+ yrs
Less than 9th grade	10	70	10	270	230
9th to 12th grade, no diploma	185	215	170	585	615
High school graduate, GED, or alternative	650	810	535	2,665	1,905
Some college, no degree	330	480	415	870	665
Associate's degree	40	285	360	585	280
Bachelor's degree	60	280	190	430	215
Graduate or professional degree	40	175	160	270	160

Table 45 - Educational Attainment by Age

Data Source: 2016-2020 ACS

Educational Attainment – Median Earnings in the Past 12 Months

Educational Attainment	Median Earnings in the Past 12 Months
Less than high school graduate	\$16,767
High school graduate (includes equivalency)	\$24,642
Some college or Associate's degree	\$27,388
Bachelor's degree	\$37,489
Graduate or professional degree	\$53,226

Table 46 – Median Earnings in the Past 12 Months

Data Source: 2016-2020 ACS

Based on the Business Activity table above, what are the major employment sectors within your jurisdiction?

The City of Johnstown is the largest municipality in Cambria County and the principal City of the Johnstown, PA metropolitan area. As a major hub of the County and the region, it contains a large number of professional offices, finance, educators and health care workers. The City is home to the University of Pittsburgh at Johnstown campus, located just outside city limits in Richland Township, the Conemaugh Health System, and an industrial park, and therefore has a diverse economy.

The three (3) largest categories of jobs by sector is as follows:

- **Education and Health Care Services** - 1,930 jobs
- **Manufacturing** - 953 jobs
- **Finance, Insurance, and Real Estate** - 925 jobs

These three categories represent 52.3% of the total number of jobs in the City.

The three (3) largest categories of occupations by sector in the City of Johnstown are as follows:

- **Sales and Office** - 1,670 workers
- **Management, Business, and Finance** - 1,125 workers
- **Service** - 1,114 workers

These three categories represent 69.6% of the total number of workers in the City.

Describe the workforce and infrastructure needs of the business community:

The City of Johnstown is an economically struggling community. Many of the City's major employers left the area in the second half of the 20th Century. The Johnstown region has experienced an economic growth over the last twenty-five years, transitioning from a mining and steel-driven economy to a high-technology manufacturing, healthcare research, and aerospace applications. However, many larger employers have moved to the suburbs, and Johnstown struggles to keep employers in the City and to encourage new businesses to start or locate there. These struggles are exacerbated by a perception of high crime and an underqualified workforce.

The City of Johnstown realizes that there is a need to increase employment, self-sufficiency, educational training, and empowerment of the residents of the City of Johnstown. According to economic development stakeholders in Johnstown, the City has to focus on supporting the development of job training for the skilled positions available in the City.

Describe any major changes that may have an economic impact, such as planned local or regional public or private sector investments or initiatives that have affected or may affect job and business growth opportunities during the planning period. Describe any needs for workforce development, business support or infrastructure these changes may create.

Currently, there are no major changes planned that would impact the City of Johnstown's local economy. There are no known major facility closings, nor public institutions that are in the process of closing or reducing their staff levels.

How do the skills and education of the current workforce correspond to employment opportunities in the jurisdiction?

According to the 2016-2020 American Community Survey data, the City of Johnstown has an unemployment rate of 9.46% which is higher than the Cambria County unemployment rate of 2.8% and the Pennsylvania unemployment rate of 3.4% for that same period. In Johnstown, there are 5,620 workers

and 7,286 jobs. The unemployment rate is much larger in the 16-24 age group at 20.35% as opposed to the older age group of 25-65, with an unemployment rate of only 5.89%. This suggests that as younger members of the workforce leave school and enter the workforce, they are struggling to find employment. Anecdotally, stakeholders discussed the tendency of this population to leave the City of Johnstown to find work.

According to the 2016-2020 American Community Survey data and Longitudinal Employer Household Dynamics statistics, there are job deficiencies (the number of qualified workers exceeds the number of jobs available) in the following sectors:

- **Agriculture, Mining, Oil and Gas Extraction** - 0.0% of the sector workforce is utilized
- **Arts, Entertainment, Accommodations** - 84.8% of the sector workforce is utilized
- **Retail Trade** - 68.8% of the sector workforce is utilized
- **Transportation and Warehousing** - 37.7% of the sector workforce is utilized
- **Wholesale Trade** - 96.0% of the sector workforce is utilized

The City of Johnstown is also experiencing an employment deficiency (the number of jobs available exceeds the number of qualified workers) in the following sectors:

- **Construction** - 91.4% of the sector jobs are filled
- **Education and Health Care Services** - 74.3% of the sector jobs are filled
- **Finance, Insurance, and Real Estate** - 34.2% of the sector jobs are filled
- **Information** - 38.0% of the sector jobs are filled
- **Manufacturing** - 54.7% of the sector jobs are filled
- **Other Services** - 79.5% of the sector jobs are filled
- **Professional, Scientific, Management Services** - 39.4% of the sector jobs are filled

Data was not available for jobs in the Public Administration sector.

Describe any current workforce training initiatives, including those supported by Workforce Investment Boards, community colleges and other organizations. Describe how these efforts will support the jurisdiction's Consolidated Plan.

Many organizations throughout the City and the region recognize the need for increasing workforce development initiatives. It is common for businesses in the City to struggle to find qualified employees.

Available workforce development programs are provided through JARI, and through PA CareerLink's regional office. Initiatives include industry partnerships with major employers including Conemaugh Valley Hospital, on-the-job training programs, and tax credits for jobs development. JARI provides a popular entrepreneurial training program. Additionally, employment training programs for adults are

provided by the Pennsylvania Highlands Community College, Greater Johnstown Career & Technology Center, and the University of Pittsburgh-Johnstown.

Does your jurisdiction participate in a Comprehensive Economic Development Strategy (CEDS)?

Yes

If so, what economic development initiatives are you undertaking that may be coordinated with the Consolidated Plan? If not, describe other local/regional plans or initiatives that impact economic growth.

The Southern Alleghenies region, which includes the City of Johnstown, has its own CEDS created by the Southern Alleghenies Planning & Development Commission (SAP&DC) that is targeted to the years 2025-2029. While the City of Johnstown is geographically located in this region, it did not participate in preparing the CEDS.

The current Regional Plan, known as Advancing the Alleghenies, highlighted these goals to improve economic growth in Cambria County:

- Seek Expansion of the Regional Economy Through Strategic, Diversified Growth
- Develop our Workforce to Meet the Needs of Our Employers
- Maintain and Modernize Infrastructure to Make the Region More Competitive For Economic Development
- Adapt Communities to be More Attractive as Places to Live and Work
- Invest in Areas that Influence Health and Well-Being While Raising Awareness of Health Opportunities for All Residents
- Strive For and Measure Equity in the Distribution of Investments and Economic Development Resources
- Build Resilience into the Regional Economy

Discussion

The following were needs identified for community and economic development in consultation with economic development agencies and employers serving the City of Johnstown:

- Underemployment is a common issues in the City, where a number of jobs do not pay well. There is a need to attract more jobs with decent wages and benefits.
- Job training is not always successful, largely due to the childcare and transportation needs of trainees. There is a need to address these additional barriers to employment.

- Many businesses downtown do not stay open late, missing out on potential business during large events and discouraging professionals from living downtown.
- The buildings downtown are old, and many businesses in the Central Business District need ADA improvements.
- Johnstown needs more cultural resources, as well as restaurants and bars in the Central Business District to encourage people to come downtown.
- Hospitals in the area are having difficulty recruiting professionals to relocate to the City of Johnstown.
- Individuals with college degrees leave the City of Johnstown. There is a need to recruit them to the City to provide a larger talent pool for employers.

DRAFT

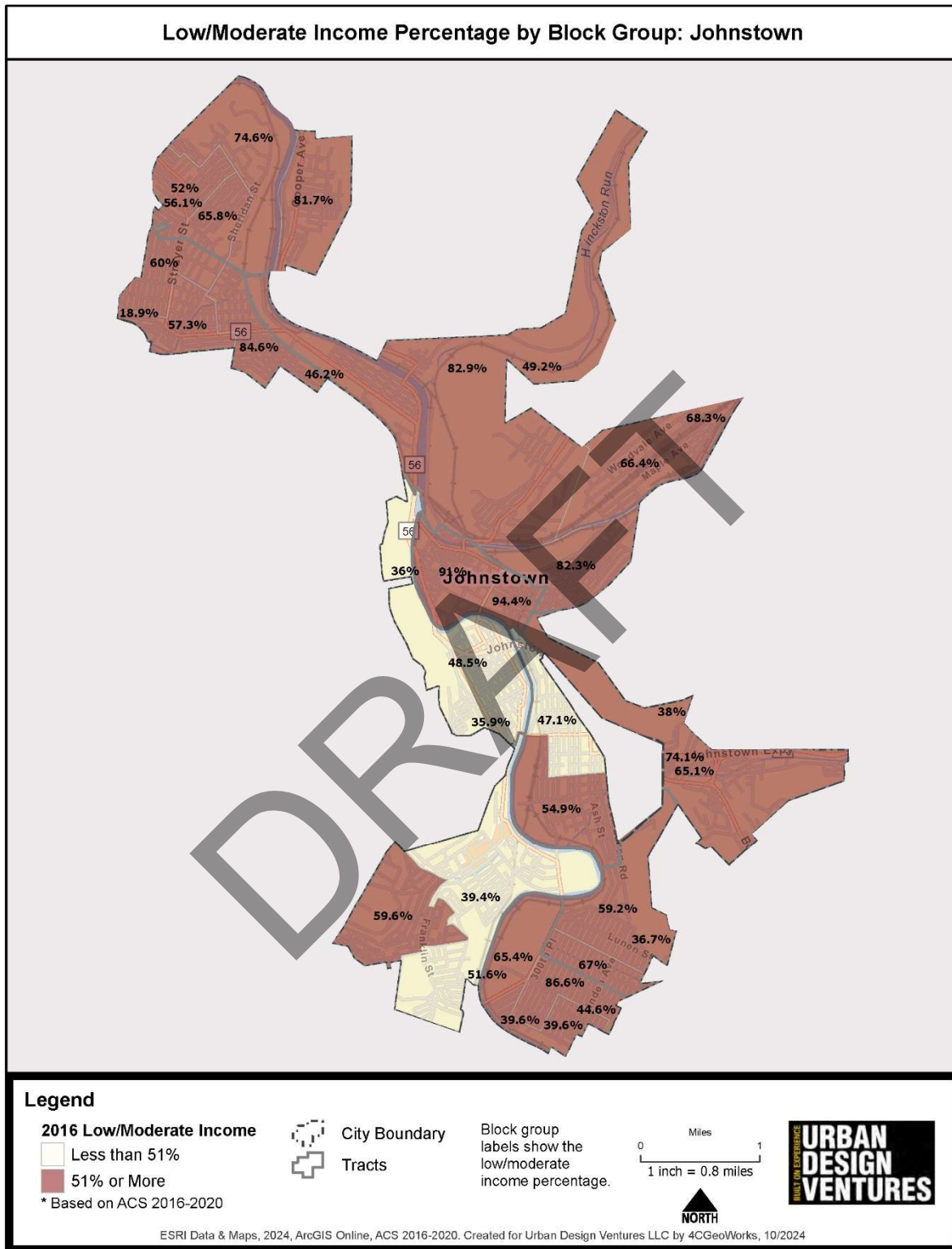
MA-50 Needs and Market Analysis Discussion

Are there areas where households with multiple housing problems are concentrated? (include a definition of "concentration")

About two thirds (66.6%) of all residents in the City of Johnstown were considered low- to moderate-income at the time of the 2016-2020 American Community Survey, which is the most recent Low/Mod data available. According to the 2016-2020 American Community survey 33.2% of the population of Johnstown was living below the poverty level. The poverty rate increased to 31.2% in 2023, according to the 2019-2023 American Community Survey. In comparison, just 14.5% of the population in Cambria County was living below the poverty level, and 12.0% of the population in Pennsylvania shared this same economic status in 2015. According to the 2019-2023 American Community Survey data the poverty rates decreased to 14.2% in Cambria County and 11.8% in Pennsylvania.

Areas with multiple housing problems are concentrated in the block groups that are greater than 51% Low- and Moderate-Income. The following census tracts and block groups have at least 51% of the households with low- and moderate-incomes:

- C.T. 1 B.G. 1
- C.T. 1 B.G. 2
- C.T. 3 B.G. 2
- C.T. 5 B.G. 1
- C.T. 5 B.G. 2
- C.T. 6 B.G. 1
- C.T. 6 B.G. 2
- C.T. 7 B.G. 1
- C.T. 12 B.G. 1
- C.T. 12 B.G. 2
- C.T. 12 B.G. 3
- C.T. 134 B.G. 1
- C.T. 134 B.G. 2
- C.T. 134 B.G. 3
- C.T. 135 B.G. 2
- C.T. 136 B.G. 1
- C.T. 136 B.G. 2
- C.T. 136 B.G. 3
- C.T. 136 B.G. 4



Low/Moderate Income Percentage by Block Group

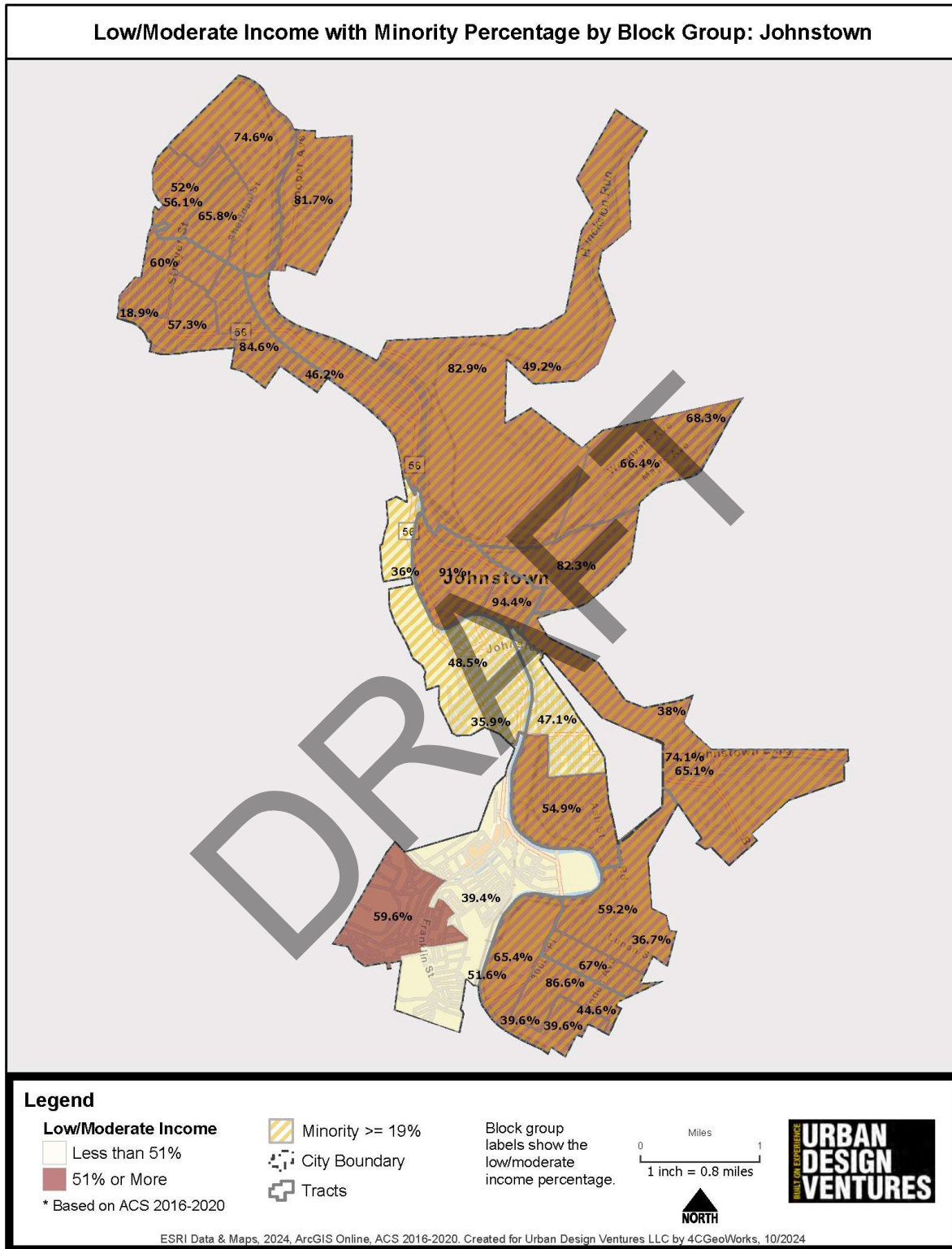
Are there any areas in the jurisdiction where racial or ethnic minorities or low-income families are concentrated? (include a definition of "concentration")

According to the 2019-2023 ACS, minority residents made up 8.4% of the Johnstown, PA Metropolitan Area population. The City uses the definition of an Area of Minority Concentration as a Census Tract or Block Group where at the minority population percentage is 20 percentage points higher than the overall minority population percentage of the Johnstown, PA Metropolitan Area. Based on this definition, there are 10 Block Groups in the City with a percentage of minority persons over 28.4%:

- C.T. 2 B.G. 1
- C.T. 3 B.G. 1
- C.T. 5 B.G. 1
- C.T. 5 B.G. 2
- C.T. 6 B.G. 1
- C.T. 134 B.G. 1
- C.T. 135 B.G. 2
- C.T. 136 B.G. 1
- C.T. 136 B.G. 2
- C.T. 136 B.G. 4

Maps which illustrate the City of Johnstown's demographics can be found in the Executive Summary section of this document.

DRAFT



Low/Moderate Income with Minority Percentage by Block Group

What are the characteristics of the market in these areas/neighborhoods?

These areas are located throughout the City of Johnstown. The market characteristics of the City as a whole apply to these Census Tracts and Block Groups. The housing market in the City is weak. Although there is an imbalance between renters and homeowners, it is slight. However, only 19.4% of owner-occupied households are cost overburdened by more than 30% of their income, compared with 44.2% of renters, according to the 2019-2023 American Community Survey. Over three-quarters (76.3%) of the housing stock was built prior to 1960, and much of it is in need of serious rehabilitation, or demolition.

Are there any community assets in these areas/neighborhoods?

There are numerous assets in these areas. Since these Census Tracts and Block Groups comprise most of the City, including the Downtown area, most of the services and community assets are located in these areas. These areas contain the City Hall, main fire and police stations, the Point Stadium, landmarks, churches, etc. Many of the neighborhoods have longtime residents that take pride in their neighborhoods.

Are there other strategic opportunities in any of these areas?

These areas contain the historic districts of the City. There is the opportunity for historic tax credits and revitalization of historic portions of the City. The Central Business District is also in these areas, which is an economic development opportunity to continue the revitalization efforts of the Downtown.

Certain historic districts have higher quality housing stock and may be ideal targets for revitalization. Projects in Roxbury have been successful, and there is a desire to bring similar projects elsewhere.

MA-60 Broadband Needs of Housing occupied by Low- and Moderate-Income Households – 91.210(a)(4), 91.310(a)(2)

Describe the need for broadband wiring and connections for households, including low- and moderate-income households and neighborhoods.

The Commonwealth of Pennsylvania has formed the Pennsylvania Broadband Development Authority to foster and create equitable, affordable, and robust high-speed broadband infrastructure and services for the 21st century and beyond. Beginning in 2024, the Pennsylvania Broadband Development Authority has started implementing \$1.16 billion in the Broadband Equity, Access, and Deployment (BEAD) program to expand access to broadband in unserved and underserved areas to give internet speeds of 100/20 Mbps to households and support digital literacy and skills training.

The lack of broadband access is prominent in rural areas of Pennsylvania, but for low- and moderate-income households across the state, including portions of the City of Johnstown, the cost of internet access is a burden. Access to broadband services increases opportunities for low- and moderate-income persons by connecting them with housing opportunities (classifieds), educational resources, and job opportunities.

The broadband issue for low- and moderate-income persons in Johnstown is not availability, but affordability. According to BroadbandNow, 99.6% of Johnstown residents as of 2021 (the most recent data readily available) could access the internet with at least a 25mb/s download speed, which is higher than the statewide access rate of 95.3% and Cambria County's access rate at 94.8% during the same period.

The City of Johnstown is a long-established municipality, and as such, availability of services including broadband has been in place for a number of years. Persons living on fixed incomes or working low wage jobs may not be able to afford the monthly payment for broadband access. There are locations such as libraries and public facilities which do provide access, although it may not be the most convenient for users. However, in today's market the use of wireless internet through a smartphone has likely become the option of choice for most users, including low- and moderate-income persons. Additionally, developers generally will include broadband wiring during construction of their building.

Describe the need for increased competition by having more than one broadband Internet service provider serve the jurisdiction.

Having multiple service providers in an area stimulates innovation, as companies compete with each other having the optimal product for end users. The growth of these companies would also stimulate local economies as job opportunities become available to deploy and expand broadband infrastructure, and to install, improve, and/or expand broadband systems.

There does not appear to be a need for additional completion for broadband providers in the City of Johnstown. The City has approximately eleven (11) existing providers for broadband service. These

companies provide a variety of means for access ranging from Viasat with satellite service to Xfinity with cable service to Verizon with DSL and 5G. Breezeline is the most available non-satellite internet provider with 94.3% availability.

DRAFT

MA-65 Hazard Mitigation – 91.210(a)(5), 91.310(a)(3)**Describe the jurisdiction’s increased natural hazard risks associated with climate change.**

FEMA publishes a National Risk Index dataset that shows the amount of risk, expected annual loss, social vulnerability, the amount of risk from specific hazards, and community resilience for counties and census tracts. Cambria County has a Risk Index of 52.21, which is considered “Relatively Moderate.” This Risk Index is higher than 52.21% of other U.S. counties and 55.2% of other counties in Pennsylvania. Among the 18 hazard types that are studied for prevalence or likelihood of risk in Cambria County, lightning is identified as the hazard with the highest risk factor of 91.3, with \$692,160 in expected annual losses. Landslides are the hazard type with the second highest risk factor of 89.5, with expected annual losses of \$159,953. Hurricanes are the hazard type with the highest level of expected annual losses of \$1,677,808 and a risk factor of 72.8.

The State of Pennsylvania provides a Unified Hazard Management Plan and provides annual trainings on hazard mitigation to local entities. The Hazard Mitigation Plan outlines the vulnerabilities of all counties in Pennsylvania. Of the major risks with the potential to affect the City of Johnstown, flooding is the most relevant to the City of Johnstown, though other potential hazards include landslides and winter storms. While Cambria County overall has only a “Relatively Moderate” Risk Index, the City of Johnstown has a long history of devastating floods, with notable major floods in 1889, 1894, 1907, 1924, 1936, and 1977. The State of Pennsylvania has tracked 49 flood events in Cambria County between 1996 and January 2023. Most buildings in the City are located in a floodplain and require mitigation measures and flood insurance.

Describe the vulnerability to these risks of housing occupied by low- and moderate-income households based on an analysis of data, findings, and methods.

The City of Johnstown is known for having a number of flood zones, many of which are located in low-income areas in and around Downtown Johnstown. With the advent of climate change, extreme weather conditions can be expected to both increase and intensify. The State of Pennsylvania has tracked 49 flood events in Cambria County between 1996 and January 2023.

Low-income households are also more likely to live in areas with greater exposure to natural hazards and less likely to live and work in structures that are resilient to these natural hazards. Immediately following disasters, FEMA aid is more oriented towards homeowners than to renters, and the increased demand for rental properties drives up the cost of rent.

Any occurrence of a disaster has devastating impacts on the people affected. The impact on lower income populations may be even more devastating. A number of these households may not have insurance or sufficient insurance to cover an unexpected event such as fire or flood. Renting households are likely more vulnerable than homeowners as there is a great possibility a renter does not have insurance to protect themselves. Even lower income homeowners can be affected as they may not have the means to afford insurance. The efforts of the City in cooperating with the Cambria County Emergency Management

Agency can be an influencing factor helping persons make choices in where they live (not living in flood plain), what they need to have in place to cope with a disaster (insurance) and information on where to go and what to do if an event is expected.

DRAFT

Strategic Plan

SP-05 Overview

Strategic Plan Overview

The City of Johnstown's Five Year Consolidated Plan is a guide for the City to use for its Federal funding for housing, community development, and economic programs and initiatives. The Strategic Plan portion of the Five Year Consolidated Plan establishes the City's strategies and goals to address its need for:

- Housing (HSS);
- Homelessness (HMS);
- Other Special Needs (SNS);
- Community Development (CDS);
- Economic Development (EDS); and
- Administration, Planning, and Management (AMS).

These strategies have been developed as the result of:

- meetings with agencies/organizations;
- public hearings;
- resident surveys;
- agency/organization surveys;
- consultations with City departments and key stakeholders; and
- Needs Assessment and Market Analysis of the Five Year Consolidated Plan.

The City of Johnstown's overriding priority is to assist low and moderate income residents (incomes of less than 80% of the area median income) through these strategies. These residents are referred to as the "target income" group. The City has an overall low and moderate income percentage of its total population at 66.6%. The City abides by the Federal Regulation that at least 70% of all its CDBG funds must principally benefit low- and moderate-income persons. The City is committed to this and has developed its Strategic Plan to meet that requirement.

The principles of the FY 2025-2029 Five Year Consolidated Plan are as follows:

- **Assist** - by developing comprehensive strategies to support and assist those residents who are low- and moderate-income.
- **Involve** - the community and provide opportunities for residents to have input in the planning process and preparation of the plans.
- **Collaborate** - between public, private, and non-profit agencies and organizations to ensure that activities and services will be efficient and effective.

- **Leverage** - Federal funds and local resources to maximize the effectiveness of programs and services throughout the City.
- **Promote** - the involvement of agencies and organizations to undertake specific projects and activities to assist low- and moderate-income persons.

The needs of the Five Year Consolidated Plan were determined based on the following:

- Review of existing reports
- Mapping of data
- Research of existing data on needs of the City
- Consultation with City staff and officials
- Interviews and round-table discussions with stakeholders
- Resident surveys
- Agency/Organization surveys

The key factors affecting the determination of the Five-Year Strategies and Goals for the Five Year Consolidated Plan include the following:

- Targeting the income households with the greatest needs in the City.
- Identifying areas with the greatest concentration of low-income households.
- Selecting activities/projects that will best address the needs of City residents.
- Utilizing the limited amount of funding available to meet the needs in the City.
- Leveraging additional financial resources to meet the needs of residents.

SP-10 Geographic Priorities – 91.215 (a)(1)

Geographic Area

1.	Area Name:	Citywide
	Area Type:	Local Target area
	Other Target Area Description:	City Low/Mod Block Groups
	HUD Approval Date:	-
	% of Low/ Mod:	66.6%
	Revital Type:	-
	Other Revital Description:	Low and moderate income qualifying areas throughout the City of Johnstown.
	Identify the neighborhood boundaries for this target area.	This is based off the Low and Moderate Income Census Tracts and Block Groups of the City.
	Include specific housing and commercial characteristics of this target area.	Aging and deteriorating housing stock, commercial structures, and public infrastructure.
	How did your consultation and citizen participation process help you to identify this neighborhood as a target area?	This was done through meetings with City staff, community meetings, public meetings, stakeholder meetings, field work, and other planning studies.
	Identify the needs in this target area.	The needs are housing rehabilitation, new construction, demolition, neighborhood cleanup, job creation and retention, public and community facility improvements, infrastructure improvements, code enforcement, public safety improvements, and community policing.
What are the opportunities for improvement in this target area?	The opportunities are developable land and sites for redevelopment for housing and commercial development.	
Are there barriers to improvement in this target area?	The largest barriers are funding and lack of interest of private investors.	

Table 47 - Geographic Priority Areas

General Allocation Priorities

The City of Johnstown will allocate its CDBG funds to those geographic areas whose population is over 51% low- and moderate-income. At least 70% of all the City's CDBG funds that are budgeted for activities

will principally benefit low- and moderate-income persons. The following guidelines for allocating CDBG and HOME funds will be used during the FY 2025-2029 Five Year Consolidated Plan:

- The public service activities are for social service organizations whose clientele have a low income or in certain cases, a limited type of clientele with a presumed low- and moderate-income status.
- The public facilities activities are either located in a low- and moderate-income census tract/block group or have a low- and moderate-income service area benefit or clientele over 51% low- and moderate-income.
- The acquisitions and demolition of structures are either located in a low- and moderate-income census area or these activities are eligible by preventing or eliminating slums and blight on a spot basis or area basis.
- The housing activities have income eligibility criteria, therefore the income requirement directs funds to low- and moderate-income households throughout the City.
- Economic development projects will either be located in a low- and moderate-income census tract/block group, or a poverty tract greater than 20%, or part of a redevelopment plan, or making 51% of the jobs available to low- and moderate-income population.

The HOME funds will be used for administration and for housing projects. These funds will be targeted to low-income persons and projects designed to provide affordable housing to low-income persons and are located in low- and moderate-income areas.

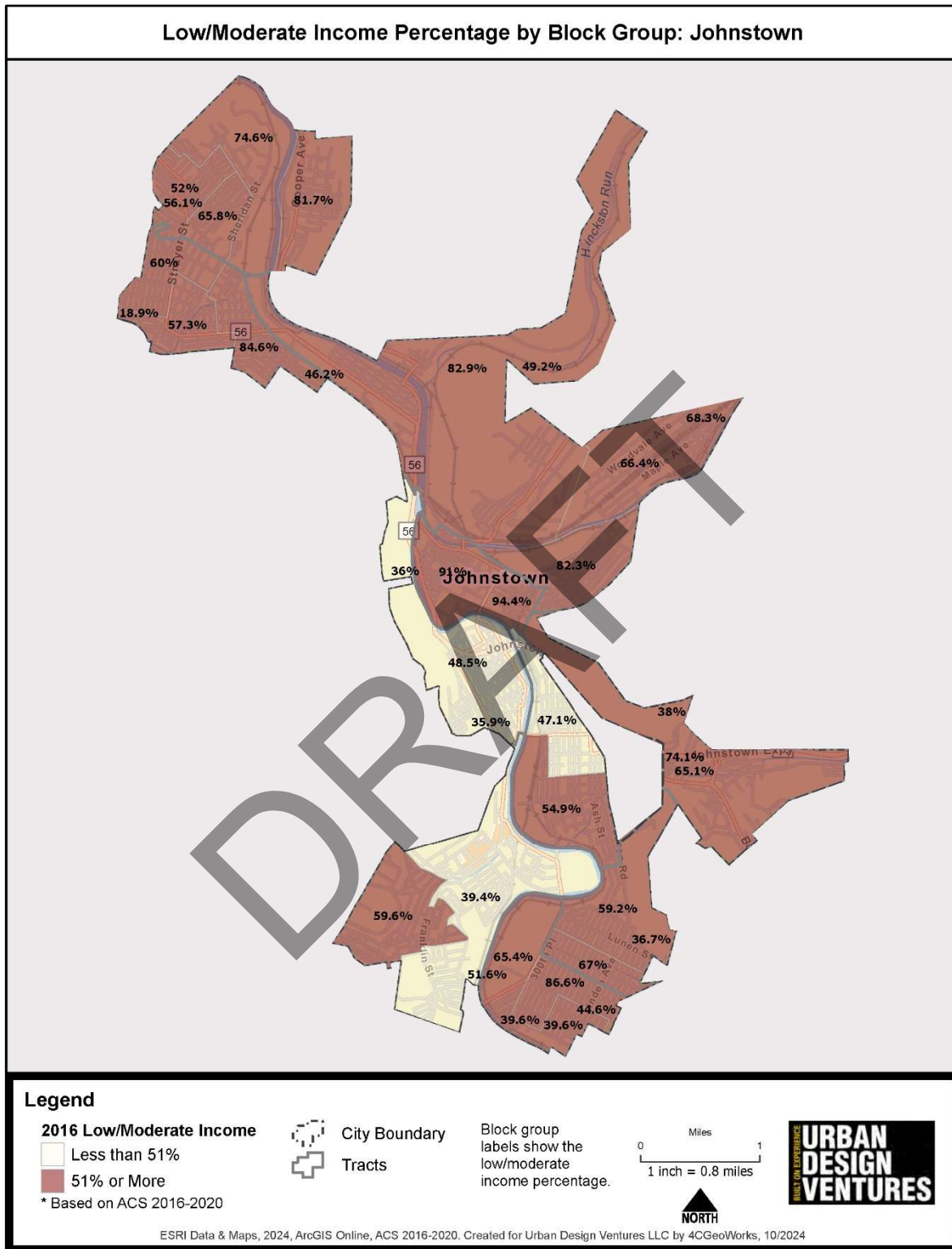
Low- and Moderate-Income in the City of Johnstown, PA

TRACT	BLKGRP	LOWMOD	LOWMODUNIV	LOWMODPCT
000100	1	420	445	94.40%
000100	2	505	555	91.00%
000200	1	330	680	48.50%
000300	1	365	775	47.10%
000300	2	445	810	54.90%
000500	1	650	970	67.00%
000500	2	465	785	59.20%
000600	1	500	765	65.40%
000600	2	840	970	86.60%
000700	1	560	940	59.60%
000700	2	710	1,800	39.40%
001200	1	960	1,135	84.60%
001200	2	510	890	57.30%
001200	3	585	975	60.00%
013400	1	1,015	1,225	82.90%
013400	2	395	595	66.40%
013400	3	510	620	82.30%

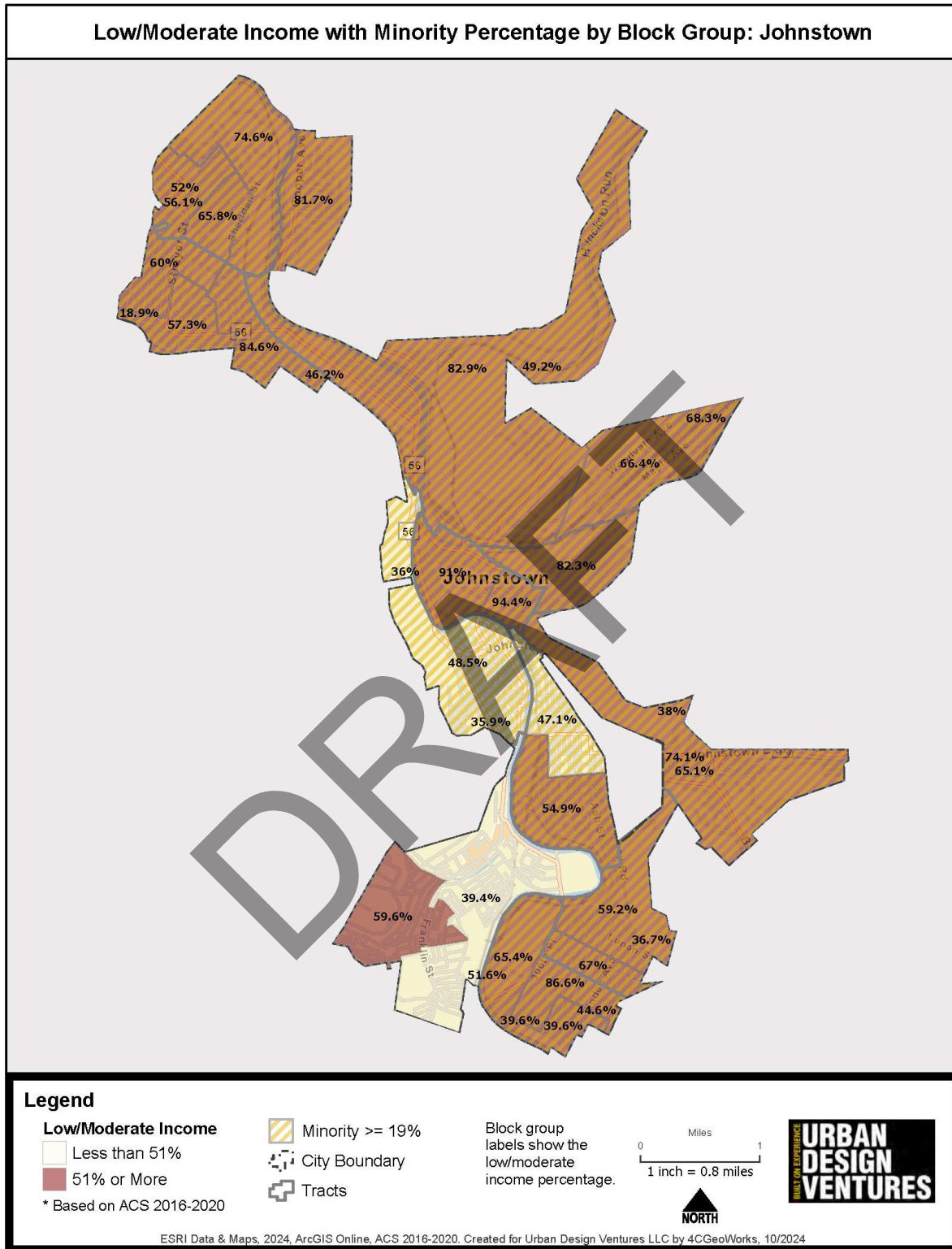
013500	2	810	1,245	65.10%
013600	1	485	650	74.60%
013600	2	1,230	1,505	81.70%
013600	3	265	510	52.00%
013600	4	240	365	65.80%
Total:		12,795	19,210	66.6%

American Community Survey 5-Year 2016-2020 Low and Moderate Income Summary Data; hud.gov

DRAFT



Low/Moderate Income Percentage by Block Group



Low/Moderate Income Percentage w/ Minority Overlay by Block Group

SP-25 Priority Needs - 91.215(a)(2)

Priority Needs

1.	Priority Need Name	Housing Priority
	Priority Level	High
	Population	Extremely Low Low Moderate Middle Large Families Families with Children Elderly Public Housing Residents
	Geographic Areas Affected	Citywide
	Associated Goals	HSS-1 Housing Rehabilitation HSS-2 Homeownership HSS-3 Housing Construction/Rehabilitation HSS-4 Housing Assistance HSS-5 Fair Housing
	Description	There is a need to improve the quality of the housing stock in the City of Johnstown. The City aims to do so by increasing the supply and availability of affordable, decent, safe, sound, and accessible housing for homeowners, renters, and homebuyers.
	Basis for Relative Priority	Over 30% of occupied households are cost overburdened. There is a slight imbalance between homeownership and renter households. More than 75% of housing units were constructed prior to 1960.
2.	Priority Need Name	Homeless Priority
	Priority Level	Low
	Population	Extremely Low Low Moderate Large Families Families with Children

		<p>Elderly Rural Chronic Homelessness Individuals Families with Children Mentally Ill Chronic Substance Abuse veterans Persons with HIV/AIDS Victims of Domestic Violence Unaccompanied Youth Elderly Frail Elderly Persons with Mental Disabilities Persons with Physical Disabilities Persons with Developmental Disabilities Persons with Alcohol or Other Addictions Persons with HIV/AIDS and their Families Victims of Domestic Violence</p>
	Geographic Areas Affected	Citywide
	Associated Goals	<p>HMS-1 Operation/Support HMS-2 Housing HMS-3 Prevention and Re-Housing</p>
	Description	There is a need for housing and supportive services for homeless persons and persons who are at-risk of becoming homeless.
	Basis for Relative Priority	The needs were identified based off of consultation with the PA Balance of State CoC and the South Central Regional Homeless Advisory Board (the CoC) and its participating agencies.
3.	Priority Need Name	Other Special Needs Priority
	Priority Level	Low
	Population	<p>Extremely Low Low Moderate Large Families Families with Children Elderly Public Housing Residents</p>

		<p>Elderly Frail Elderly Persons with Mental Disabilities Persons with Physical Disabilities Persons with Developmental Disabilities Persons with Alcohol or Other Addictions Persons with HIV/AIDS and their Families Victims of Domestic Violence</p>
	Geographic Areas Affected	Citywide
	Associated Goals	<p>SNS-1 Social Services SNS-2 Housing SNS-3 Accessibility</p>
	Description	There is a need for affordable housing, services, and facilities for the elderly, frail elderly, persons with disabilities, victims of domestic violence, persons with alcohol/drug dependency, and persons with other special needs.
	Basis for Relative Priority	These priorities were developed using statistical data, special needs specific consultation, and resident input.
4.	Priority Need Name	Community Development Priority
	Priority Level	High
	Population	<p>Extremely Low Low Moderate Middle Large Families Families with Children Elderly Public Housing Residents Elderly Frail Elderly Persons with Mental Disabilities Persons with Physical Disabilities Persons with Developmental Disabilities Persons with Alcohol or Other Addictions Persons with HIV/AIDS and their Families Victims of Domestic Violence Non-housing Community Development</p>

	Geographic Areas Affected	Citywide
	Associated Goals	CDS-1 Infrastructure CDS-2 Community Facilities CDS-3 Public Services CDS-4 Nutritional Services CDS-5 Clearance/Demolition CDS-6 Public Safety
	Description	There is a need to improve the public and community facilities, infrastructure, public social/welfare services, public safety, clearance, and the quality of life for all residents throughout the City.
	Basis for Relative Priority	These needs were developed using statistical data, consultations, and resident participation.
5.	Priority Need Name	Economic Priority
	Priority Level	High
	Population	Extremely Low Low Moderate Middle Large Families Families with Children Elderly Public Housing Residents Non-housing Community Development
	Geographic Areas Affected	Citywide
	Associated Goals	EDS-1 Employment EDS-2 Financial Assistance
	Description	There is a need to increase employment, job training, technical assistance, work force development, and economic empowerment of low- and moderate-income residents in the City of Johnstown.
	Basis for Relative Priority	These needs were developed using statistical data, consultations, and resident participation.
	Priority Need Name	Administration, Planning, and Management Priority
6.	Priority Level	High

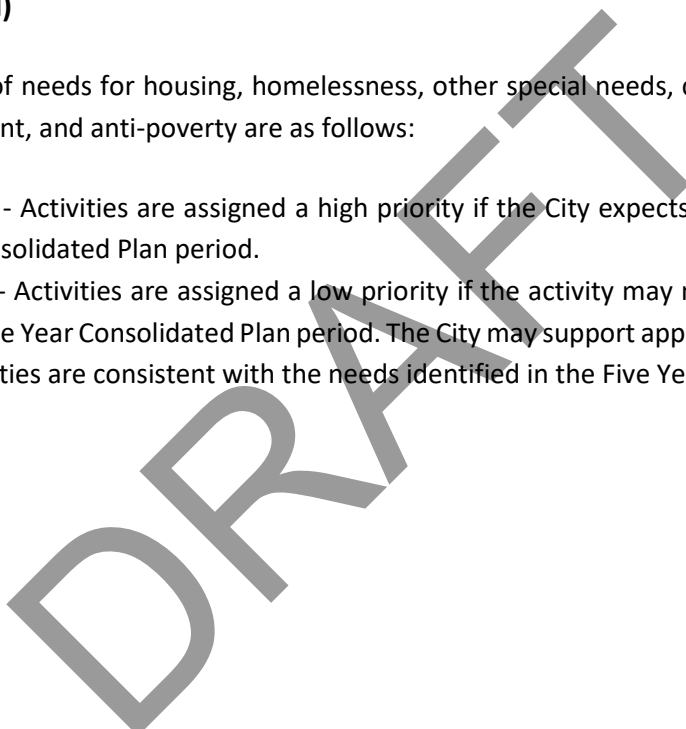
Population	Non-housing Community Development
Geographic Areas Affected	Citywide
Associated Goals	AMS-1 Overall Coordination
Description	There is a continuing need for sound planning, administration, management, and oversight of Federal, State, and local funded programs.
Basis for Relative Priority	These needs were developed from consultations.

Table 48 – Priority Needs Summary

Narrative (Optional)

The priority ranking of needs for housing, homelessness, other special needs, community development, economic development, and anti-poverty are as follows:

- **High Priority** - Activities are assigned a high priority if the City expects to fund them during the Five Year Consolidated Plan period.
- **Low Priority** - Activities are assigned a low priority if the activity may not be funded by the City during the Five Year Consolidated Plan period. The City may support applications for other funding if those activities are consistent with the needs identified in the Five Year Consolidated Plan.



SP-30 Influence of Market Conditions – 91.215 (b)

Influence of Market Conditions

Affordable Housing Type	Market Characteristics that will influence the use of funds available for housing type
Tenant Based Rental Assistance (TBRA)	The City has very limited HOME funds. Financial assistance is limited to acquisition, construction, or rehabilitation of properties for affordable single family homeownership or rental housing.
TBRA for Non-Homeless Special Needs	With the limited amount of HOME funds and the need to increase affordable single family homeownership and construction and/or rehabilitation of single family homes for purchase and rental housing, the City is not able to fund TBRA.
New Unit Production	There are numerous vacant sites in residential areas that the City can utilize for new infill housing construction. New construction will permit the design of housing that is accessible for the special needs populations.
Rehabilitation	Over 95% of all housing units in the City were built prior to 1980. Due to the age of these structures, there is a need to rehabilitate the City's housing stock. In some cases, it is more economical to rehab an existing home than to construct a new home. However, the cost of lead based paint abatement can sometimes make the cost of rehabilitating a home to code standards can surpass the after-rehabilitation value.
Acquisition, including preservation	<p>The cost to acquire property is expensive, especially when relocation benefits are required. There are five (5) historic districts in Johnstown, they are:</p> <ul style="list-style-type: none"> • Downtown Johnstown • Cambria City • Minersville • Moxham • Old Conemaugh Borough <p>The City has developed guidelines for historic preservation that can be found in the City of Johnstown Zoning Ordinance.</p>

Table 49 – Influence of Market Conditions

SP-35 Anticipated Resources - 91.215(a)(4), 91.220(c)(1,2)

Introduction

The City of Johnstown is receiving \$1,166,725 in CDBG funds and \$184,090.31 in HOME funds for the FY 2025 program year. The program year goes from July 1, 2025 through June 30, 2026. These funds will be used to address the following strategies:

- Housing Strategy (HSS);
- Homeless Strategy (HMS);
- Other Special Needs Strategy (SNS);
- Community Development Strategy (CDS);
- Economic Development Strategy (EDS); and
- Administration, Planning, and Management Strategy (AMS).

The expected amount of Federal funds available for the remainder of the Five Year Consolidated Plan is based on the FY 2025 Federal Allocation times five (5) years, this amount does not include program income.

- **FY 2025** - CDBG = \$1,166,725 / HOME = \$184,090.31
- **FY 2026** - CDBG = \$1,166,725 / HOME = \$184,090.31
- **FY 2027** - CDBG = \$1,166,725 / HOME = \$184,090.31
- **FY 2028** - CDBG = \$1,166,725 / HOME = \$184,090.31
- **FY 2029** - CDBG = \$1,166,725 / HOME = \$184,090.31
- **Totals - CDBG = \$5,833,625 / HOME = \$920,451.55**

The yearly accomplishments of these projects/activities are reported in the FY 2025 Consolidated Annual Performance and Evaluation Report (CAPER) and then annually thereafter for the entire FY 2025-2029 Five Year Consolidated Plan period.

Anticipated Resources

Program	Source of Funds	Uses of Funds	Expected Amount Available Year 1				Expected Amount Available Reminder of Con Plan \$	Narrative Description
			Annual Allocation: \$	Program Income: \$	Prior Year Resources: \$	Total: \$		
CDBG	public - federal	Acquisition Admin and Planning Economic Development Housing Public Improvements Public Services	1,166,725	0	0	1,166,725	4,666,900	Five Years of funding at the FY 2025 funding level. Eight (8) projects/activities were funded based on FY 2025 CDBG allocations.
HOME	public - federal	Acquisition Homebuyer assistance Homeowner rehab Multifamily rental new construction Multifamily rental rehab New construction for ownership TBRA	184,090.31	0	0	184,090.31	736,361.24	Five Years of funding at the FY 2025 funding level. Three (3) projects/activities were funded based on FY 2025 HOME allocations.

Table 50 - Anticipated Resources

Explain how federal funds will leverage those additional resources (private, state and local funds), including a description of how matching requirements will be satisfied

In addition to the entitlement funds, the City of Johnstown anticipates the following federal resources may be available to local non-profit organizations to undertake the housing strategies identified in the Five Year Consolidated Plan.

- The Johnstown Housing Authority received \$4,579,632 in its FY 2025 Capital Fund Grant.
- The City has received \$305,609.66 in combined funding from Lead Hazard Control funds, the HUD Healthy Homes Program, and ARPA funding. The funds are being used for lead hazard mitigation in combination with the City's Owner-Occupied and First-Time Homebuyer Housing Rehabilitation programs.
- The City is receiving a Brownfield grant for \$600,000 over 4 years from the EPA to address petroleum and other hazards.

In addition to the entitlement funds, the City of Johnstown anticipates pursuing other federal resources that may be available to local non-profit organizations to undertake the housing strategies identified in the Five Year Consolidated Plan.

If appropriate, describe publically owned land or property located within the jurisdiction that may be used to address the needs identified in the plan

Not Applicable. The City of Johnstown does not have any publicly owned land or property within the jurisdiction that was part of the CDBG Program.

Discussion

Private and non-federal resources that may be available to address needs identified in the FY 2025-2029 Five Year Consolidated Plan are listed below.

- **PHFA Home Purchase Programs** - The Pennsylvania Housing Finance Agency offers a variety of home purchase loans at competitive rates. Loan products include HFA loans and Keystone loans. Many of these loans are provided below market rate for qualified buyers. Local mortgage lenders apply to PHFA for a commitment of a pool of mortgage loan funds.
- **Neighborhood Assistance Tax Credit** - This program allows business corporations to receive a tax credit from a variety of State taxes for donations made to community based non-profit organizations for the implementation of housing, job training, and education programs.
- **Pennsylvania Office of Vocational Rehabilitation** - OVR will provide funds to make housing units

accessible if such improvements will assist persons with disabilities in an employment situation.

- **Housing and Redevelopment Assistance Program (HRA)** - The Pennsylvania Department of Community and Economic Development (DCED) provides funding for community development and housing assistance.
- **Federal Home Loan Bank Affordable Housing Program (AHP)** - Congress has mandated that ten (10%) of the Federal Home Loan Bank's profits be allocated to provide affordable housing. The FHLB encourages its members to work with public agencies and non-profit housing development organizations in creating highly leveraged affordable housing initiatives. Both sales and rental housing are eligible.
- **Financial Institutions** - Several local financial institutions have developed flexible underwriting criteria to encourage homeownership.

The following federal resources may be available to local non-profit organizations to undertake the homeless strategies identified in the Five Year Consolidated Plan.

- **Cambria County Behavioral Health** administers the ESG (Emergency Solutions Grant) as partners for Cambria County.

DRAFT

SP-40 Institutional Delivery Structure – 91.215(k)

Explain the institutional structure through which the jurisdiction will carry out its consolidated plan including private industry, non-profit organizations, and public institutions.

Responsible Entity	Responsible Entity Type	Role	Geographic Area Served
Johnstown	Government	Planning	Jurisdiction
Johnstown Housing Authority	PHA	Ownership Public Housing Rental	Jurisdiction
Johnstown Redevelopment Authority	Redevelopment Authority	Economic Development Non-homeless special needs Ownership Planning Rental neighborhood improvements public facilities public services	Jurisdiction
Eastern Pennsylvania Continuum of Care	Continuum of Care	Homelessness Rental	Region

Table 51 - Institutional Delivery Structure

Assess of Strengths and Gaps in the Institutional Delivery System

The primary responsibility for the administration of the Five Year Consolidated Plan is assigned to the City of Johnstown’s Department of Community and Economic Development (DCED). DCED coordinates activities with public and private organizations, in an effort to implement the different goals and objectives identified in the Five Year Plan. The City of Johnstown, Department of Community and Economic Development consulted with public, private, and non-profit organizations during the planning process.

The City of Johnstown Department of Community and Economic Development coordinates and consults with the City Departments, Mayor, City Council, and the Johnstown Housing Authority to address its housing and community development priorities. In addition, the Community and Economic Development staff works with local nonprofit organizations and developers to develop and rehabilitate housing in the City. The Community and Economic Development staff also works with local nonprofit organizations to fund public services for low- and moderate-income residents. The Community and Economic

Development staff coordinates and consults with Eastern PA Continuum of Care on issues concerning emergency shelters, transitional housing, permanent housing, and services for the homeless in the City.

Many of the City of Johnstown’s strengths lie in its provision of services to those that already have housing. A variety of housing programs are available and in high demand. However, there is a need for new housing that is decent, safe, sound, and affordable. Johnstown Housing Authority’s waiting list is full, and there is a need to address the high demand that the waiting list demonstrates.

The City recognizes that a major gap in the institutional delivery system lies in employment. There are few major employers in the area, and few employers that offer jobs that pay a living wage. Due to the low number of quality jobs, the City has chosen to focus more of its efforts on economic development in the potential to grow quality jobs that will provide living wages for low-income residents of the City of Johnstown that may be at-risk of losing housing. The City of Johnstown is partnering with workforce development organizations to ensure that the workforce in the City is capable of meeting the needs of these home-grown companies.

Availability of services targeted to homeless persons and persons with HIV and mainstream services

Homelessness Prevention Services	Available in the Community	Targeted to Homeless	Targeted to People with HIV
Homelessness Prevention Services			
Counseling/Advocacy	X		
Legal Assistance	X		
Mortgage Assistance	X		
Rental Assistance	X		
Utilities Assistance	X		
Street Outreach Services			
Law Enforcement	X		
Mobile Clinics	X	X	
Other Street Outreach Services	X	X	
Supportive Services			
Alcohol & Drug Abuse	X	X	
Child Care	X		
Education	X		
Employment and Employment Training	X	X	
Healthcare	X	X	
HIV/AIDS	X		
Life Skills	X		

Mental Health Counseling	X	X	
Transportation	X		
Other			

Table 52 - Homeless Prevention Services Summary

Describe the extent to which services targeted to homeless person and persons with HIV and mainstream services, such as health, mental health and employment services are made available to and used by homeless persons (particularly chronically homeless individuals and families, families with children, veterans and their families and unaccompanied youth) and persons with HIV within the jurisdiction:

The following services are targeted to homeless persons in the City of Johnstown:

Housing and shelters for the homeless are provided by Women’s Help Center, which is primarily targeted toward survivors of domestic violence. City service providers acknowledge that a major gap lies in service provision that meets clients of these this organization at their current place of residence.

There is an overall gap in services targeted toward those with mental health issues. Additionally, there is a need to address youth that are experiencing these issues, as the school system often deals with mental health issues through its own therapists, and there is a higher demand for these services than there is a supply of providers.

Community Care Management is a Non-Profit Organization and HIV Planning Collaborative that is part of the Conemaugh Health System in Johnstown. Community Care Management is committed to raising HIV Awareness in every community. The organization serves Cambria, Indiana, Somerset, and part of Westmoreland Counties with support groups and emergency financial assistance to clients that are HIV positive and meet Federal guidelines. The organization is considered a Rural AIDS program and serves these populations in the area.

Describe the strengths and gaps of the service delivery system for special needs population and persons experiencing homelessness, including, but not limited to, the services listed above

There is a growing special needs population in the City of Johnstown, especially for persons with mental health issues and persons with addictions/substance abuse issues. There is an overall need for these populations, as cases are becoming more numerous and more complex while funding levels for Human Services Departments and nonprofits remains stagnant.

Additionally, there are a large number of elderly households, as well as elderly and disabled households. The City of Johnstown has targeted funding toward addressing disabled populations with accessibility

improvements, particularly those that live in homeowner-occupied housing. The City of Johnstown is also prioritizing accessibility in regards to its public infrastructure as well. One major gap exists in regards to homeless shelter housing, as the largest shelter in the City was forced to close due to a lack of accessibility.

Provide a summary of the strategy for overcoming gaps in the institutional structure and service delivery system for carrying out a strategy to address priority needs

Because funding is limited, the City of Johnstown will continue to focus on its strengths, which lie in housing rehabilitation. The City will also utilize its unique position as chief economic development entity to recruit new jobs to the City, grow the tax base, and increase service provision long-term. In the interim, the City will rely on its partnerships with existing service providers, such as Women’s Help Center and the Learning Lamp, the Johnstown Backpack Project, and the Flood City Youth Academy.

DRAFT

SP-45 Goals Summary – 91.215(a)(4)

Goals Summary Information

Sort Order	Goal Name	Start Year	End Year	Category	Geographic Area	Needs Addressed	Funding	Goal Outcome Indicator
1.	HSS-1 Homeownership	2025	2029	Affordable Housing	Citywide	Housing Strategy	HOME: \$512,201.93	Direct Financial Assistance to Homebuyers: 22 Household Housing Unit
2.	HSS-2 Housing Rehabilitation	2025	2029	Affordable Housing	Citywide	Housing Strategy	CDBG: \$2,416,900	Homeowner Housing Rehabilitated: 155 Household Housing Unit
3.	HSS-3 Housing Construction/ Rehabilitation	2025	2029	Affordable Housing	Citywide	Housing Strategy	HOME: \$316,204.62	Homeowner Housing Added: 7 Household Housing Units
4.	HSS-4 Rent and Utility Assistance	2025	2029	Affordable Housing	Citywide	Housing Strategy	CDBG: \$0	Public Service Activities for Housing Benefit: 0 Households
5.	HSS-5 Fair Housing	2025	2029	Affordable Housing	Citywide	Housing Strategy	CDBG: \$0	Other: 5 Other
6.	HMS-1 Operation/ Support	2025	2029	Homeless	Citywide	Homeless Strategy	CDBG: \$0	Public Service Activity Other than Low/Mod Housing Benefit: 0 Persons Assisted
7.	HMS-2 Housing	2025	2029	Homeless	Citywide	Homeless Strategy	CDBG: \$0	Homeless Person Overnight Shelter: 0 Persons Assisted
8.	HMS-3 Prevention and Re-Housing	2025	2029	Homeless	Citywide	Homeless Strategy	CDBG: \$0	Homelessness Prevention: 0 Persons Assisted

Sort Order	Goal Name	Start Year	End Year	Category	Geographic Area	Needs Addressed	Funding	Goal Outcome Indicator
9.	SNS-1 Social Services	2025	2029	Non-Homeless Special Needs	Citywide	Other Special Needs Strategy	CDBG: \$0	Public Service Activity for Low/Mod Housing Benefit: 0 Households Assisted
10.	SNS-2 Housing	2025	2029	Non-Homeless Special Needs	Citywide	Other Special Needs Strategy	CDBG: \$0	Public Service Activity Other than Low/Mod Housing Benefit: 0 Persons Assisted
11.	SNS-3 Accessibility	2025	2029	Non-Homeless Special Needs	Citywide	Other Special Needs Strategy	CDBG: \$0	Public Service Activity Other than Low/Mod Housing Benefit: 0 Persons Assisted
12.	CDS-1 Infrastructure	2025	2029	Non-Housing Community Development	Citywide	Community Development Strategy	CDBG: \$150,000	Public Facility or Infrastructure Activities other than Low/Mod Income Housing Benefit: 250 Persons Assisted Others: 1 Other
13.	CDS-2 Community Facilities	2025	2029	Non-Housing Community Development	Citywide	Community Development Strategy	CDBG: \$400,000	Public Facility or Infrastructure Activities other than Low/Mod Income Housing Benefit: 500 Persons Assisted Others: 2 Others

Sort Order	Goal Name	Start Year	End Year	Category	Geographic Area	Needs Addressed	Funding	Goal Outcome Indicator
14.	CDS-3 Public Services	2025	2029	Non-Housing Community Development	Citywide	Community Development Strategy	CDBG: \$200,000	Public service activities other than Low/Moderate Income Housing Benefit: 15,000 Persons Assisted
15.	CDS-4 Nutritional Services	2025	2029	Non-Housing Community Development	Citywide	Community Development Strategy	CDBG: \$0	Public service activities other than Low/Moderate Income Housing Benefit: 0 Persons Assisted
16.	CDS-5 Clearance/ Demolition	2025	2029	Non-Housing Community Development	Citywide	Community Development Strategy	CDBG: \$1,250,000	Buildings Demolished: 90 Structures
17.	CDS-6 Public Safety	2025	2029	Non-Housing Community Development	Citywide	Community Development Strategy	CDBG: \$50,000	Others: 1 Other
18.	EDS-1 Employment	2025	2029	Non-Housing Community Development	Citywide	Economic Development Strategy	CDBG: \$0	Jobs Created/Retained: 0 Jobs Businesses Assisted: 0 Businesses
19.	EDS-2 Financial Assistance	2025	2029	Non-Housing Community Development	Citywide	Economic Development Strategy	CDBG: \$200,000	Jobs Created/Retained: 0 Jobs Businesses Assisted: 15 Businesses

Sort Order	Goal Name	Start Year	End Year	Category	Geographic Area	Needs Addressed	Funding	Goal Outcome Indicator
20.	AMS-1 Overall Coordination	2025	2029	Non-Housing Community Development	Citywide	Administration, Planning, and Management Strategy	CDBG: \$1,166,725 HOME: \$92,045	Other: 15 Other

Table 53 – Goals Summary

Goal Descriptions

1.	Goal Name	HSS-1 Homeownership
	Goal Description	Promote homeownership in the City by providing down payment assistance, closing cost assistance, and providing housing counseling training to low- and moderate-income residents in the City.
2.	Goal Name	HSS-2 Housing Rehabilitation
	Goal Description	Provide financial assistance to low- and moderate-income homeowners and landlords to rehabilitate their existing owner-occupied housing.
3.	Goal Name	HSS-3 Housing Construction/Rehabilitation
	Goal Description	Increase the supply of decent, safe, sound, and accessible housing that is affordable to owners and renters in the City through new construction and rehabilitation of vacant units.
4.	Goal Name	HSS-4 Rent and Utility Assistance
	Goal Description	Provide rental assistance for low- and moderate-income renters through utility payments, security deposits, and rental payments including Tenant Based Rental Assistance for low-income households who may be faced with the threat of eviction and who are at-risk of becoming homeless.

5.	Goal Name	HSS-5 Fair Housing
	Goal Description	Provide funds for training, education, outreach, and monitoring of fair housing in the City of Johnstown.
6.	Goal Name	HMS-1 Operation/Support
	Goal Description	Assist homeless providers in the operation of housing and supportive services for the homeless and persons who are at-risk of becoming homeless.
7.	Goal Name	HMS-2 Housing
	Goal Description	Support efforts of local agencies to provide emergency shelter, transitional housing, and permanent supportive housing for the homeless.
8.	Goal Name	HMS-3 Prevention and Re-Housing
	Goal Description	Support the prevention of homelessness through anti-eviction activities and programs for rapid re-housing.
9.	Goal Name	SNS-1 Social Services
	Goal Description	Provide support for the elderly, frail elderly, persons with disabilities, victims of domestic violence, the developmentally delayed, persons with alcohol/drug dependency, and persons with other special needs through the development of social service organizations and providers.
10.	Goal Name	SNS-2 Housing
	Goal Description	Increase the supply of affordable, accessible, decent, safe, sound, and sanitary housing for the elderly, frail elderly, persons with disabilities, victims of domestic violence, the developmentally delayed, persons with alcohol/drug dependency, and persons with other special needs through rehabilitation of existing buildings and new construction.
11.	Goal Name	SNS-3 Accessibility
	Goal Description	Increase the supply of affordable, accessible, decent, safe, sound, and sanitary housing for the elderly, frail elderly, persons with disabilities, victims of domestic violence, the developmentally delayed, persons with alcohol/drug dependency, and persons with other special needs through rehabilitation of existing buildings and new construction.

12.	Goal Name	CDS-1 Infrastructure
	Goal Description	Improve the public infrastructure through rehabilitation, reconstruction, and new construction of streets, sidewalks, slopes, curbs, handicap accessibility improvements, sewer, water, storm water management, bridges, green infrastructure, the purchase of equipment, handicap accessibility, addressing hill slips, improvements/removal of architectural barriers, etc.
13.	Goal Name	CDS-2 Community Facilities
	Goal Description	Improve the City's parks, recreational centers, trails, bikeways, and public and community facilities through rehabilitation, modifications for accessibility, purchase of equipment, and new construction.
14.	Goal Name	CDS-3 Public Services
	Goal Description	Improve and enhance public services including programs for youth, the elderly, disabled, and other public service programs for low- and moderate-income persons.
15.	Goal Name	CDS-4 Nutritional Services
	Goal Description	Promote and support programs that provide more access to food and nutritional programs for low income residents.
16.	Goal Name	CDS-5 Clearance/Demolition
	Goal Description	Remove and eliminate slum and blighting conditions through demolition of vacant, abandoned, and dilapidated structures in the City.
17.	Goal Name	CDS-6 Public Safety
	Goal Description	Improve the public safety facilities, equipment, crime prevention programs, community policing, and ability to respond to emergency situations.
18.	Goal Name	EDS-1 Employment
	Goal Description	Support and encourage new job creation, job retention, workforce development for low- and moderate income residents.

19.	Goal Name	EDS-2 Financial Assistance
	Goal Description	Support the expansion, growth and new development of business and commercial enterprise through technical assistance programs, low interest financing and façade improvement programs.
20.	Goal Name	AMS-1 Overall Coordination
	Goal Description	Provide program management and oversight for the successful administration of Federal, State, and local funded programs, including planning services for special studies, annual action plans, five year consolidated plans, substantial amendments, consolidated annual performance and evaluation reports, environmental review and clearance, fair housing, and compliance with all Federal, State, and local laws and regulations.

Estimate the number of extremely low-income, low-income, and moderate-income families to whom the jurisdiction will provide affordable housing as defined by HOME 91.315(b)(2)

The City of Johnstown will provide affordable housing for the following over the next five years of the Consolidated Plan:

Extremely Low Income:

- 20 households

Low Income:

- 55 households

Moderate Income:

- 109 households

SP-50 Public Housing Accessibility and Involvement – 91.215(c)**Need to Increase the Number of Accessible Units (if Required by a Section 504 Voluntary Compliance Agreement)**

The Johnstown Housing Authority meets Section 504 requirements for the number of accessible units in its Public Housing Communities.

Activities to Increase Resident Involvements

The JHA has an active five (5) person Resident Advisory Board which consists of four (4) Public Housing Residents and one (1) Housing Choice Voucher participant. The Resident Advisory Board provides input on such things as the Operating Budget, Agency Plan (Five-Year Plan), Annual Plan, and Policies.

JHA has active Resident Councils at five (5) of its communities. The Authority meets with the community residents on a monthly basis to update them on activities, programs and various stages of modernization on their respective communities. They are also consulted in the preparation of various projects and plans for submission to HUD. Council presidents report on the various initiatives at their developments.

Is the public housing agency designated as troubled under 24 CFR part 902?

No. The Johnstown Housing Authority is not classified as “troubled” by HUD and is performing satisfactorily according to HUD guidelines and standards. Therefore, no assistance is needed to improve operations of the Johnstown Housing Authority.

Plan to remove the ‘troubled’ designation

Not applicable.

SP-55 Barriers to affordable housing – 91.215(h)

Barriers to Affordable Housing

Johnstown’s Zoning Ordinance does not distinguish housing type by occupants or income and does not place any restrictions on housing developed with a public subsidy. Group homes are permitted by special exception in R2, R3, TND, and H districts.

Group homes should not be considered as a “special exception” in the Multi-Family R3 District and the Traditional Neighborhood Development (TND) District. The group homes should be listed as a permitted use.

The 2011 Zoning Ordinance defines family as follows:

- A single person or two or more persons related by blood, marriage, adoption, guardianship, or any other duly-authorized custodial relationship; living together as a single cohesive and nonprofit housekeeping unit which shares common facilities; or
- Two unrelated people and any children related to either of them; or
- Any group of three unrelated people; or
- A group of not more than five unrelated people whom can be classified as “disabled” living together as a single cohesive housekeeping unit which shares common facilities as considered reasonably appropriate for a similar number of persons related by blood, marriage, adoption, or guardianship.

Under section 105 Purpose of Community Development Objectives, the city should consider adding another purpose to the text as evidence that the City does affirmatively further fair housing. The following language is suggested:

Section 105

4. This ordinance is also intended to affirmatively further fair housing in the City of Johnstown by: abiding by the provisions of the Fair Housing Act of 1968, as amended; promoting fair housing choice for all residents in the City; assuming the rights of all individuals that are identified as members of a protected class by the Federal Government; and prevention of discrimination in housing based on a person’s race, color, national origin, religion, sex, familial status or handicap.

Under Section 202 Definitions, the City should consider adding the following definitions and revising other definitions:

Section 202

Group Home: Revise the definition to state “A residential living arrangement for a group of more than five (5) ‘disabled’ persons not considered a ‘family’ by the City of Johnstown Zoning Ordinance.” This will bring the definition into compliance with the definition of family.

Fair Housing Act: Add a new definition.

Americans with Disabilities Act: Add a new definition.

Accessibility: add a new definition.

Visitability: Add a new definition.

The City is reviewing its Zoning Ordinance and the last revision was in November 2013. These recommendations should be considered in the next revision and presented to the City Planning Commission for review.

The City has adopted the Pennsylvania State Building Code which contains the 2009 International Building Code Amendments.

DRAFT

SP-60 Homelessness Strategy – 91.215(d)

Reaching out to homeless persons (especially unsheltered persons) and assessing their individual needs

The Eastern PA CoC and the South Central RHAB relies on its member organizations to conduct homeless outreach and assessments. Outreach workers visit known encampments to offer assistance and to provide information on supportive and health care services. Shelters offer meals, services, bathing and shower facilities to homeless individuals and families. Case management services are provided on an individual basis to assist in referrals for housing, shelter, health care, and other human services.

Homeless outreach is conducted partially through Coordinated Entry and through additional street outreach workers associated with CoC member organizations. Coordinated Entry is accessible in Coordinated Entry Access Sites, which are in several physical locations throughout the CoC, and through the phone number 2-1-1. Member organizations conduct outreach in English and in Spanish, and organizations conduct additional outreach for Emergency Shelter projects. Furthermore, outreach is conducted in teams at soup kitchens, 24 hour stores, laundromats, and other businesses and services likely to serve the chronically homeless. A major gap in the Coordinated Entry system is its ability to perform outreach to domestic violence survivors while fully implementing privacy and confidentiality procedures. Point-In-Time surveys no longer include age, which has been reported to make outreach to unsheltered populations more difficult, due to the high likelihood of count duplications.

Addressing the emergency and transitional housing needs of homeless persons

All of the shelters provide case management services to assist homeless persons, including chronically homeless individuals and families, to make the transition to permanent housing. During their shelter stays, counseling is provided to the heads of the households to improve their incomes, either through employment or referrals to state and federal agencies to supplement their income and/or to address their disabilities. They are referred to programs such as Medicaid, food stamps, veterans' health benefits, disability, social security, etc. Case management staff refer the disabled, homeless individuals and families to permanent supportive housing programs. Veterans are referred to the VA Centers in the City. Shelter care case management staff assists clients in locating suitable housing that they can continue to reside in upon discharge.

CoC-wide, emergency shelter participation has increased since 2017. A larger number of individuals and families are directed to emergency shelters through the work of Coordinated Entry, which allows more efficient allocations of bed inventories. Transitional housing is no longer funded by the CoC, and current emergency shelter residents are directed toward either permanent supportive housing or rapid rehousing, given their evaluation by the Coordinated Entry team. Many needs mirror the overall homeless services

needs in the City, including the need for mental health services to assist with other issues parallel to homelessness.

The Women's Help Center's shelter is a safe haven for women and children fleeing violence in their homes. Emergency shelter services are temporary and free of charge. Counselors work with families to identify problem areas and work toward overcoming them. Services include:

- Assist children from violent environments
- Domestic violence education
- Developing coping and anger management skills
- Safety planning
- Seek counseling for families and children
- File charges
- Secure adequate and affordable housing or relocating out of the area.

Helping homeless persons (especially chronically homeless individuals and families, families with children, veterans and their families, and unaccompanied youth) make the transition to permanent housing and independent living, including shortening the period of time that individuals and families experience homelessness, facilitating access for homeless individuals and families to affordable housing units, and preventing individuals and families who were recently homeless from becoming homeless again.

The Eastern PA CoC has prioritized funding for projects that utilize the Housing First model. This allows the CoC to plan to implement multiple strategies that will affect homeless individuals and families. Coordinated Entry is utilized to direct homeless individuals and families to stable housing, and the CoC prioritizes the funding of projects that provide permanent supportive housing and rapid rehousing. The CoC and its member organizations continue to conduct landlord engagement, encouraging area landlords to provide affordable housing to the homeless, and landlords will frequently contact caseworkers prior to eviction. The CoC also focuses on creating supplemental programs that can provide job training for positions with livable wages to assist these populations in exiting homelessness.

The South Central Regional Homeless Advisory Board (RHAB) specifically operates two rapid re-housing programs: Blair County Community Action Program and the Center for Community Action. Both programs serve Adams, Bedford, Blair, Cambria, Centre, Franklin, Fulton, Huntingdon, and Somerset Counties. Two domestic violence rapid re-housing programs serve the entirety of the Eastern PA CoC. These programs are both operated by the Pennsylvania Coalition Against Violence.

Help low-income individuals and families avoid becoming homeless, especially extremely low-income individuals and families who are likely to become homeless after being discharged from a publicly funded institution or system of care, or who are receiving assistance from public and private agencies that address housing, health, social services, employment, education or youth needs

There has been a greater need for homeless prevention services over rapid re-housing services in Cambria County, and CoC-wide. The CoC has focused on creating a diversion system. Major risk factors for families that are at-risk of homelessness include those being discharged from institutions, households experiencing a loss of employment, or being a family with young children. CoC-funded organizations will identify these types of families and is piloting diversion approaches across different portions of the CoC. Referrals are provided for homeless services when appropriate, and County Human Service organizations are major partners in collecting data on populations at-risk.

Many low-income families and persons at-risk of becoming homeless, including persons who are victims of domestic violence, are facing eviction due to a housing cost overburden problem, and would benefit from emergency housing assistance for rent and/or mortgage payments and utilities to help them avoid homelessness. Specific needs of those people in a doubled-up situation, who may be “couch-surfing”, are conflict resolution, mediation, and employment assistance to prevent imminent homelessness without income. Although many of the cost overburden problems for families and individuals are due to an emergency situation, such as the loss of a job, car repair needs, medical expenses, or other unforeseen emergency expenses or situations, some are due to the mismanagement of money or trouble keeping a job, usually due to a lack of transportation and/or trouble finding child care. Sometimes, these troubles can go hand in hand with mental health and/or addiction problems that are untreated or undertreated.

SP-65 Lead based paint Hazards – 91.215(i)

Actions to address LBP hazards and increase access to housing without LBP hazards

According to the 2019-2023 American Community Survey, approximately 93.5% of the City's housing stock was built prior to 1980. The possible incidence and associated hazards of lead-based paint in the housing stock is extremely high. The reported cases of childhood lead poisoning are low, state health department representatives emphasized that the number of unreported/undetected cases of childhood lead poisoning is unknown, and the low number of reported cases should not be misconstrued as evidence that lead poisoning is not more widespread.

The 2022 Childhood Lead Surveillance Annual Report from the Pennsylvania Department of Health reported that 969 children two (2) years of age or younger were tested for elevated blood lead levels in the City of Johnstown. Of those tested, 61 (6.30%) tested positive for blood lead levels above 3.5 µg/dL. This is 2.56% of the population of children two (2) years of age or younger.

The City of Johnstown has utilized Lead Hazard Control Funds offered by the U.S. Department of Housing and Urban Development to operate a lead-based paint rehabilitation program for the City. The units utilizing this source of funding must have children under the age of 6 who either reside in the unit or spend a significant amount of time in the unit. As part of the Lead-Based Paint grant agreement, for every dollar of funds spent the City of Johnstown shall spend a 25% matching amount from local funds. The 25% match can come from CDBG funds being used specifically dedicated to and integrated into units on which lead-based paint hazard control work is being performed under the agreement.

The City of Johnstown's housing rehabilitation programs (CDBG and HOME) follow these procedures. The City of Johnstown will document all matching fund expenditures in writing and submit to the Department on the required forms.

How are the actions listed above related to the extent of lead poisoning and hazards?

Based on the HUD estimates for Lead Based Paint and the high number of housing units build prior to 1980, it is estimated that over 11,000 housing units have lead based paint, and approximately 99% of those units have chipped or peeling paint which presents an imminent health hazard. The Housing Rehabilitation Program performs risk assessments regularly. According to staff, there are very rarely any units in the City without chipped or peeling Lead Based Paint hazards somewhere. According to the Pennsylvania Department of Health's 2022 Childhood Lead Surveillance Annual Report, the reference value of 5 µg/dL are tracked for all counties throughout the State of Pennsylvania due to the risk factors for lead poisoning. A total of 61 (6.30%) out of 969 children aged between 0-23 months tested positive for elevated lead blood levels. The statewide percentage for this age cohort was 3.12%. A total of 149 out of 1,536 children aged between 0-71 months tested positive for elevated blood lead levels, which is 9.7% of children tested. The statewide percentage was only 7.20%.

How are the actions listed above integrated into housing policies and procedures?

The City of Johnstown offers two housing programs designed to promote maintenance of owner-occupied and rental housing units and to increase home ownership opportunities for low and middle income households.

All three programs seek to address elements that lead to disinvestment and blight such as structural defects, code violations, lead-based paint hazards, and weatherization improvements in order to ensure a desirable housing stock throughout the City. Availability of funds, property condition, and income requirements all determine eligibility for these activities.

DRAFT

SP-70 Anti-Poverty Strategy – 91.215(j)

Jurisdiction Goals, Programs and Policies for reducing the number of Poverty-Level Families

According to the 2019-2023 American Community Survey, approximately 31.2% of the City of Johnstown's residents live in poverty, while only 14.2% of Cambria County residents live in poverty and 11.8% of the Commonwealth of Pennsylvania residents live in poverty. Female-headed City households with children are particularly affected by poverty at 66.0%. The City's goal is to reduce the extent of poverty by 5%, based on actions the City could control and work with other agencies/organizations.

The City's anti-poverty strategy is based on attracting a range of businesses and supporting workforce development including job-training services for low income residents. In addition, the City's strategy is to provide supportive services for target income residents.

Planned economic development programs include:

- **EDS-1 Employment** - Support and encourage new job creation, job retention, workforce development for low- and moderate income residents.
- **EDS-2 Financial Assistance** - Support the expansion, growth and new development of business and commercial enterprise through technical assistance programs, low interest financing and façade improvement programs.

For the Five Year Consolidated Plan period of FY 2025-2029, the City of Johnstown's goal is to reduce the poverty rate by 5%. This could be achieved through the following:

- The City of Johnstown will continue to pursue new economic development opportunities to create jobs for the unemployed and underemployed in the City.
- Financial assistance in the form of grants to private commercial property owners located within the City of Johnstown for the purpose of correcting existing building code violations and facade improvements.
- The City of Johnstown will continue to provide CDBG funds for public service programs for job training, education, health, and social services to raise the standard of living of families above the poverty level.
- The City through the various community and economic development agencies will fund different loan programs to attract new businesses and/or assist existing businesses to expand in the City.

How are the Jurisdiction poverty reducing goals, programs, and policies coordinated with this affordable housing plan

Providing access to housing and increasing the supply of decent, safe, sound, and affordable housing is integrally tied to the City's anti-poverty strategy. The most successful way to implement this is to coordinate job training and new programs while providing affordable housing options.

The following Five Year Housing Goals will be used to help reduce the number of families living in poverty:

- **HSS-1 Homeownership** - Promote homeownership in the City by providing down payment assistance, closing cost assistance, and providing housing counseling training to low- and moderate-income residents in the City.
- **HSS-2 Housing Rehabilitation** - Provide financial assistance to low- and moderate-income homeowners and landlords to rehabilitate their existing owner-occupied housing.
- **HSS-3 Housing Construction/Rehabilitation** - Increase the supply of decent, safe, sound, and accessible housing that is affordable to owners and renters in the City through new construction and rehabilitation of vacant units.
- **HSS-4 Rent and Utility Assistance** - Provide rental assistance for low- and moderate-income renters through utility payments, security deposits, and rental payments including Tenant Based Rental Assistance for low-income households who may be faced with the threat of eviction and who are at-risk of becoming homeless.
- **HSS-5 Fair Housing** - Provide funds for training, education, outreach, and monitoring of fair housing in the City of Johnstown.
- **HMS-1 Operation/Support** - Assist homeless providers in the operation of housing and supportive services for the homeless and persons who are at-risk of becoming homeless.
- **HMS-2 Housing** - Support efforts of local agencies to provide emergency shelter, transitional housing, and permanent supportive housing for the homeless.
- **HMS-3 Prevention and Re-Housing** - Support the prevention of homelessness through anti-eviction activities and programs for rapid re-housing.
- **SNS-1 Social Services** - Provide support for the elderly, frail elderly, persons with disabilities, victims of domestic violence, the developmentally delayed, persons with alcohol/drug dependency, and persons with other special needs through the development of social service organizations and providers.
- **SNS-2 Housing** - Increase the supply of affordable, accessible, decent, safe, sound, and sanitary housing for the elderly, frail elderly, persons with disabilities, victims of domestic violence, the developmentally delayed, persons with alcohol/drug dependency, and persons with other special needs through rehabilitation of existing buildings and new construction.
- **SNS-3 Accessibility** - Promote and assist in making reasonable accommodations and accessibility improvements in housing for homeowners and renters, and bring public facilities and infrastructure into compliance with Federal, State, and local Laws.
- **CDS-3 Public Services** - Improve and enhance public services including programs for youth, the elderly, disabled, and other public service programs for low- and moderate-income persons.
- **CDS-4 Nutritional Services** - Promote and support programs that provide more access to food and nutritional programs for low income residents.
- **EDS-1 Employment** - Support and encourage new job creation, job retention, workforce development for low- and moderate income residents.

Providing access and increasing the supply of affordable housing is integrally tied to the City's anti-poverty strategy. The most successful way to implement this is through job training/creation activities while providing affordable housing. The City provides funds for down payment assistance, closing cost assistance, housing counseling, owner-occupied rehabilitation etc. to address the housing needs of the very low-income persons and households. In addition, the City funds fair housing service providers to provide fair housing training, education, outreach, and monitoring.

DRAFT

SP-80 Monitoring – 91.230

Describe the standards and procedures that the jurisdiction will use to monitor activities carried out in furtherance of the plan and will use to ensure long-term compliance with requirements of the programs involved, including minority business outreach and the comprehensive planning requirements

The Monitoring Plan represents the City of Johnstown's strategy for overseeing the activities of entities that carry out CDBG and HOME assisted activities. The Monitoring Plan identifies the following:

- The organizations to be monitored
- The issues to be explored and the methodology to be utilized in conducting the monitoring
- Identification of the specific DCED staff members that will assume responsibility for monitoring
- The follow-up measures to be followed in communicating the results of the monitoring to affected organizations and the methods that will be utilized to obtain feedback from affected organizations

The CDBG and HOME monitoring will be carried out at two (2) separate levels. First, the City will conduct an internal monitoring to review the homeowner rehab program and to ensure that the CDBG and HOME Programs are being administered in accordance with CDBG, HOME, and other federal regulatory and statutory requirements. Second, the City will conduct external monitoring to review the activities of its sub-recipients.

The purpose of the City's monitoring efforts is:

- to identify and correct issues that prevent the City from achieving full compliance with the regulatory requirements of the CDBG and HOME Programs and other Federal requirements before deficiencies lead to HUD monitoring findings, and
- to learn more about the strengths and weaknesses of the various organizations that play a role in the City's CDBG and HOME programs, and to use this knowledge as the basis for structuring future CDBG and HOME activities.

The City's staff regularly monitors the construction contracts and the work in progress for the various public facility improvements funded with CDBG funds. In some cases, bi-weekly progress meetings are held with the contractors. The certified payrolls are reviewed for Davis-Bacon Wage Rate compliance and on-site employee interviews were conducted for labor compliance. Based on monitoring and site inspections, progress payments are made. CHDOs are monitored regularly based on subrecipient agreements.

Annual Action Plan

Expected Resources

AP-15 Expected Resources – 91.220(c)(1,2)

Introduction

The City of Johnstown is receiving \$1,166,725 in CDBG funds and \$184,090.31 in HOME funds for the FY 2025 program year. The program year goes from July 1, 2025 through June 30, 2026. These funds will be used to address the following strategies:

- Housing Strategy (HSS);
- Homeless Strategy (HMS);
- Other Special Needs Strategy (SNS);
- Community Development Strategy (CDS);
- Economic Development Strategy (EDS); and
- Administration, Planning, and Management Strategy (AMS).

The expected amount of Federal funds available for the remainder of the Five Year Consolidated Plan is based on the FY 2025 Federal Allocation times five (5) years, this amount does not include program income.

- **FY 2025** - CDBG = \$1,166,725 / HOME = \$184,090.31
- **FY 2026** - CDBG = \$1,166,725 / HOME = \$184,090.31
- **FY 2027** - CDBG = \$1,166,725 / HOME = \$184,090.31
- **FY 2028** - CDBG = \$1,166,725 / HOME = \$184,090.31
- **FY 2029** - CDBG = \$1,166,725 / HOME = \$184,090.31
- **Totals - CDBG = \$5,833,625 / HOME = \$920,451.55**

The yearly accomplishments of these projects/activities are reported in the FY 2025 Consolidated Annual Performance and Evaluation Report (CAPER) and then annually thereafter for the entire FY 2025-2029 Five Year Consolidated Plan period.

Anticipated Resources

Program	Source of Funds	Uses of Funds	Expected Amount Available Year 1				Expected Amount Available Reminder of Con Plan \$	Narrative Description
			Annual Allocation: \$	Program Income: \$	Prior Year Resources: \$	Total: \$		
CDBG	public - federal	Acquisition Admin and Planning Economic Development Housing Public Improvements Public Services	1,166,725	0	0	1,166,725	4,666,900	Eight (8) projects/activities were funded based on FY 2025 CDBG allocations.
HOME	public - federal	Acquisition Homebuyer assistance Homeowner rehab Multifamily rental new construction Multifamily rental rehab New construction for ownership TBRA	184,090.31	0	0	184,090.31	736,361.24	Three (3) projects/activities were funded based on FY 2025 HOME allocations.

Table 54 - Expected Resources – Priority Table

Explain how federal funds will leverage those additional resources (private, state and local funds), including a description of how matching requirements will be satisfied

In addition to the entitlement funds, the City of Johnstown anticipates the following federal resources may be available to local non-profit organizations to undertake the housing strategies identified in the Five Year Consolidated Plan.

- The Johnstown Housing Authority received \$4,579,632 in its FY 2025 Capital Fund Grant.
- The City will be submitting a new combined application for Lead Hazard Control funds and the HUD Healthy Homes Program. The funds will be used for lead hazard mitigation in combination with the City's Owner-Occupied and First-Time Homebuyer Housing Rehabilitation programs.
- The City is receiving a Brownfield grant for \$600,000 over 4 years from the EPA to address petroleum and other hazards.

In addition to the entitlement funds, the City of Johnstown anticipates pursuing other federal resources that may be available to local non-profit organizations to undertake the housing strategies identified in the Five Year Consolidated Plan.

If appropriate, describe publically owned land or property located within the jurisdiction that may be used to address the needs identified in the plan

Not Applicable. The City of Johnstown does not have any publicly owned land or property within the jurisdiction that was part of the CDBG Program.

Discussion

Private and non-federal resources that may be available to address needs identified in the FY 2025-2029 Five Year Consolidated Plan are listed below.

- **PHFA Home Purchase Programs** – The Pennsylvania Housing Finance Agency offers a variety of home purchase loans at competitive rates. Loan products include HFA loans and Keystone loans. Many of these loans are provided below market rate for qualified buyers. Local mortgage lenders apply to PHFA for a commitment of a pool of mortgage loan funds.
- **Neighborhood Assistance Tax Credit** – This program allows business corporations to receive a tax credit from a variety of State taxes for donations made to community based non-profit organizations for the implementation of housing, job training, and education programs.
- **Pennsylvania Office of Vocational Rehabilitation** – OVR will provide funds to make housing units accessible if such improvements will assist persons with disabilities in an employment situation.
- **Housing and Redevelopment Assistance Program (HRA)** – The Pennsylvania Department of

Community and Economic Development (DCED) provides funding for community development and housing assistance.

- **Federal Home Loan Bank Affordable Housing Program (AHP)** – Congress has mandated that ten (10%) of the Federal Home Loan Bank's profits be allocated to provide affordable housing. The FHLB encourages its members to work with public agencies and non-profit housing development organizations in creating highly leveraged affordable housing initiatives. Both sales and rental housing are eligible.
- **Financial Institutions** – Several local financial institutions have developed flexible underwriting criteria to encourage homeownership.

The following federal resources may be available to local non-profit organizations to undertake the homeless strategies identified in the Five Year Consolidated Plan.

- **Cambria County Behavioral Health** administers the ESG (Emergency Solutions Grant) as partners for Cambria County.

DRAFT

Annual Goals and Objectives

AP-20 Annual Goals and Objectives

Goals Summary Information

Sort Order	Goal Name	Start Year	End Year	Category	Geographic Area	Needs Addressed	Funding	Goal Outcome Indicator
1.	HSS-1 Homeownership	2025	2029	Affordable Housing	Citywide	Housing Strategy	HOME: \$138,067.31	Direct Financial Assistance to Homebuyers: 6 Household Housing Unit
2.	HSS-2 Housing Rehabilitation	2025	2029	Affordable Housing	Citywide	Housing Strategy	CDBG: \$453,380	Homeowner Housing Rehabilitated: 17 Household Housing Unit
3.	HSS-3 Housing Construction/ Rehabilitation	2025	2029	Affordable Housing	Citywide	Housing Strategy	HOME: \$27,614	Homeowner Housing Added: 1 Household Housing Units
4.	HSS-5 Fair Housing	2025	2029	Affordable Housing	Citywide	Housing Strategy	CDBG: \$0	Other: 1 Other
5.	CDS-2 Community Facilities	2025	2029	Non-Housing Community Development	Citywide	Community Development Strategy	CDBG: \$180,000	Other: 1 Other
6.	CDS-3 Public Services	2025	2029	Non-Housing Community Development	Citywide	Community Development Strategy	CDBG: \$30,000	Public service activities other than Low/Moderate Income Housing Benefit: 3,000 Persons Assisted
7.	CDS-5 Clearance/ Demolition	2025	2029	Non-Housing Community Development	Citywide	Community Development Strategy	CDBG: \$250,000	Buildings Demolished: 18 Structures

Sort Order	Goal Name	Start Year	End Year	Category	Geographic Area	Needs Addressed	Funding	Goal Outcome Indicator
8.	EDS-2 Financial Assistance	2025	2029	Non-Housing Community Development	Citywide	Economic Development Strategy	CDBG: \$20,000	Jobs Created/Retained: 0 Jobs Businesses Assisted: 2 Businesses
9.	AMS-1 Overall Coordination	2025	2029	Non-Housing Community Development	Citywide	Administration, Planning, and Management Strategy	CDBG: \$233,345 HOME: \$18,409	Other: 3 Other

Table 55 – Goals Summary

Goal Descriptions

1.	Goal Name	HSS-1 Homeownership
	Goal Description	Promote homeownership in the City by providing down payment assistance, closing cost assistance, and providing housing counseling training to low- and moderate-income residents in the City.
2.	Goal Name	HSS-2 Housing Rehabilitation
	Goal Description	Provide financial assistance to low- and moderate-income homeowners and landlords to rehabilitate their existing owner-occupied housing.
3.	Goal Name	HSS-3 Housing Construction/Rehabilitation
	Goal Description	Increase the supply of decent, safe, sound, and accessible housing that is affordable to owners and renters in the City through new construction and rehabilitation of vacant units.

4.	Goal Name	HSS-5 Fair Housing
	Goal Description	Provide funds for training, education, outreach, and monitoring of fair housing in the City of Johnstown.
5.	Goal Name	CDS-2 Community Facilities
	Goal Description	Improve the City's parks, recreational centers, trails, bikeways, and public and community facilities through rehabilitation, modifications for accessibility, purchase of equipment, and new construction.
5.	Goal Name	CDS-3 Public Services
	Goal Description	Improve and enhance public services including programs for youth, the elderly, disabled, and other public service programs for low- and moderate-income persons.
6.	Goal Name	CDS-5 Clearance/Demolition
	Goal Description	Remove and eliminate slum and blighting conditions through demolition of vacant, abandoned, and dilapidated structures in the City.
7.	Goal Name	EDS-2 Financial Assistance
	Goal Description	Support the expansion, growth and new development of business and commercial enterprise through technical assistance programs, low interest financing and façade improvement programs.
8.	Goal Name	AMS-1 Overall Coordination
	Goal Description	Provide program management and oversight for the successful administration of Federal, State, and local funded programs, including planning services for special studies, annual action plans, five year consolidated plans, substantial amendments, consolidated annual performance and evaluation reports, environmental review and clearance, fair housing, and compliance with all Federal, State, and local laws and regulations.

Projects

AP-35 Projects – 91.220(d)

Introduction

The City of Johnstown proposes to undertake the following activities with the FY 2025 CDBG and HOME funds:

Projects

#	Project Name
1.	Public Service
2.	First Time Homebuyer Rehabilitation Assistance
3.	Owner-Occupied Housing Rehabilitation
4.	Rehabilitation/Delivery Costs
5.	Demolition/Clearance
6.	Sewer Lateral Line Replacement Program
7.	Economic Development Technical Assistance
8.	CDBG Administration
9.	CDBG Planning
10.	HOME Administration
11.	CHDO Set-Aside
12.	First Time Homebuyer Downpayment Assistance
13.	Cypress Avenue Park

Table 56 – Project Information

Describe the reasons for allocation priorities and any obstacles to addressing underserved needs

Rationale for funding activities were based on the eligibility of the activity, the activity must meet a national objective, and evidence of the need in the City or by the agency/organization. Additional consideration was given based on the agency/organization's past history of expenditure of CDBG and HOME funds, and the ability to leverage other funds for this activity. The City of Johnstown will provide CDBG and HOME funds to activities principally benefiting low/mod income persons in the City. Such assistance is not directed to any specific geographic area, but is based on income benefit.

The City of Johnstown allocated its FY 2025 CDBG and HOME funds to provide assistance with activities that met the underserved needs of the residents. The activities that meet HUD criteria for benefit to low- and moderate-income households are located in those Census Tracts or Block Groups that are defined as low/mod area in the City.

The City of Johnstown has established the following criteria for residents when establishing priorities for housing related CDBG projects:

- Those who are considered to have very low, low, or moderate incomes;
- Those who are cost-burdened and pay more than 30% of their median household income for housing;
- Those who live in substandard housing;
- Those who live in overcrowded housing;
- Residents who live under any combination of the above;
- First-time homebuyers, including potential homeowners who are minorities;
- Homeless individuals and families in need of emergency shelters, transitional shelters, and permanent housing.

For non-housing and community development needs, the following objectives were identified:

- Improve the Public Infrastructure: Street, Sidewalk, and Other Infrastructure Improvements
- Enhance Youth Recreation Programs/Crime Prevention
- Encourage the Acquisition and Rehabilitation of Commercial/Industrial Facilities
- Assist with Commercial/Industrial Improvements
- Create a Loan Funding Mechanism for New and/or Expanding Businesses in the NRSA and throughout the City
- Plan for Future Growth and Improvements

The City of Johnstown does not anticipate any obstacles in the performance of the FY 2025 CDBG activities. Affordable housing and/or financial housing assistance for qualified residents was identified as the largest underserved need in the City of Johnstown in the Five Year Consolidated Plan. The primary obstacle to meeting the underserved needs is the limited financial resources available to address the identified needs in the City. The City of Johnstown will continue to partner with other agencies when feasible to leverage resources and maximize outcomes in housing and community development programs.

AP-38 Project Summary

Project Summary Information

1.	Project Name	Public Service
	Target Area	Citywide
	Goals Supported	CDS-3 Public Service
	Needs Addressed	Community Development Priority
	Funding	CDBG: \$40,000.00
	Description	Funding for public service organizations that serve low- to moderate-income populations.
	Target Date	6/30/2026
	Estimate the number and type of families that will benefit from the proposed activities	<p>The estimated number by activity is:</p> <ul style="list-style-type: none"> Cambria County Backpack Project - 250 students Learning Lamp - Learning Lamp to Go - 2,600 students Women’s Help Center, Inc. - Case Management - 80 homeless persons
	Location Description	Citywide.
	Planned Activities	<p>The City is going to fund the following activities:</p> <ul style="list-style-type: none"> Cambria County Backpack Project (\$10,000.00) - CDBG funds will be used to provide backpacks filled with food items for children to carry home over the weekends within the City of Johnstown. The national objective is Low/Mod Income Limited Clientele (LMC). The Matrix Code is 05W Food Banks. Learning Lamp - Learning Lamp to Go (\$10,000.00) - Funds will be used to pay for eligible delivery costs of “Learning Lamp To Go” Program that will provide science, geography, and math curriculum for low- and moderate-income elementary and middle school aged learners in the City through mobile/portable outreach. The national objective is Low/Mod Income Limited Clientele (LMC). The Matrix Code is 05D Youth Services. Women’s Help Center, Inc. - Case Management (\$10,000.00) – CDBG funds will be used to provide case management to City of Johnstown homeless residents. The national objective is Low/Mod Income Limited Clientele (LMC). The Matrix Code is 03T Operating Costs of Homeless/AIDS Patients Programs. Uncommitted – (\$10,000)

2.	Project Name	First Time Homebuyer Rehabilitation Assistance
	Target Area	Citywide
	Goals Supported	HSS-2 Housing Rehabilitation
	Needs Addressed	Housing Priority
	Funding	CDBG: \$125,000.00
	Description	Funding for First Time Homebuyers to make repairs to their homes at the time of purchase. Deferred loans up to a maximum of \$22,500 per household.
	Target Date	6/30/2026
	Estimate the number and type of families that will benefit from the proposed activities	6 low-income households.
	Location Description	Citywide.
Planned Activities	The national objective is Low/Mod Income Housing (LMH). The Matrix Code is 14A Rehab; Single Unit Residential.	
3.	Project Name	Owner-Occupied Housing Rehabilitation
	Target Area	Citywide
	Goals Supported	HSS-2 Housing Rehabilitation
	Needs Addressed	Housing Priority
	Funding	CDBG: \$383,380.00
	Description	Funds used for rehabilitation of owner-occupied housing on a citywide basis. Deferred loans up to a maximum of \$22,500 per household.
	Target Date	6/30/2026
	Estimate the number and type of families that will benefit from the proposed activities	17 low-income households.
	Location Description	Citywide.
Planned Activities	The national objective is Low/Mod Income Housing (LMH). The Matrix Code is 14A Rehab; Single Unit Residential.	

4.	Project Name	Rehabilitation/Delivery Cost
	Target Area	Citywide
	Goals Supported	HSS-2 Housing Rehabilitation
	Needs Addressed	Housing Priority
	Funding	CDBG: \$70,000.00
	Description	Funding for rehabilitation delivery costs, including staff, supplies, etc., for housing assistance programs.
	Target Date	6/30/2026
	Estimate the number and type of families that will benefit from the proposed activities	31 low-income households.
	Location Description	Citywide.
	Planned Activities	The national objective is Low/Mod Income Housing (LMH). The Matrix Code is 14H Rehabilitation Administration.
5.	Project Name	Demolition/Clearance
	Target Area	Citywide
	Goals Supported	CDS-5 Clearance/Demolition
	Needs Addressed	Community Development Priority
	Funding	CDBG: \$250,000.00
	Description	Funding for the removal of vacant substandard structures and delivery costs.
	Target Date	6/30/2026
	Estimate the number and type of families that will benefit from the proposed activities	18 structures.
	Location Description	Citywide.
	Planned Activities	The national objective is Slum and Blight Removal on a Spot Basis (SBS). The Matrix Code is 04 Clearance and Demolition.

6.	Project Name	Sewer Lateral Line Replacement
	Target Area	Citywide
	Goals Supported	HSS-2 Housing Rehabilitation
	Needs Addressed	Housing Priority
	Funding	CDBG: \$25,000.00
	Description	Funds will be used for residential sewer lateral line replacement for low income households. The City will match half of the costs up to \$1,000. In addition, these funds will be used to cover HUD required radon assessment and mitigation delivery expenses.
	Target Date	6/30/2026
	Estimate the number and type of families that will benefit from the proposed activities	8 Households.
	Location Description	Citywide.
	Planned Activities	The national objective is Low/Mod Income Housing (LMH). The Matrix Code is 03J Water/Sewer Improvements.
7.	Project Name	Economic Development Technical Assistance
	Target Area	Citywide
	Goals Supported	EDS-2 Financial Assistance
	Needs Addressed	Economic Priority
	Funding	CDBG: \$20,000.00
	Description	Funding for delivery costs for economic development activities.
	Target Date	6/30/2026
	Estimate the number and type of families that will benefit from the proposed activities	Assistance to 2 businesses.
Location Description	Citywide.	
Planned Activities	The national objective is Low/Mod-Income Jobs (LMJ). The Matrix Code is 18B Economic Development Technical Assistance.	

8.	Project Name	CDBG Administration
	Target Area	Citywide
	Goals Supported	AMS-1 Overall Coordination
	Needs Addressed	Administration, Planning, and Management Priority
	Funding	CDBG: \$173,345.00
	Description	Funding for administration of the various HUD programs including oversight, coordination, accounting, audit, environmental review, CAPER, and Annual Action Plan preparation.
	Target Date	6/30/2026
	Estimate the number and type of families that will benefit from the proposed activities	1 Other.
	Location Description	Department of Community and Economic Development, City of Johnstown, 401 Main Street, Johnstown, PA 15901.
Planned Activities	The Matrix Code is 21A General Program Administration.	
9.	Project Name	CDBG Planning
	Target Area	Citywide
	Goals Supported	AMS-1 Overall Coordination
	Needs Addressed	Administration, Planning, and Management Priority
	Funding	CDBG: \$60,000.00
	Description	Funds will be used for planning services for special studies, environmental clearance, fair housing, and compliance with all Federal, state, and local laws and regulations.
	Target Date	6/30/2026
	Estimate the number and type of families that will benefit from the proposed activities	24,370 people.
	Location Description	Citywide.
Planned Activities	The Matrix Code is 20 Planning.	

10.	Project Name	HOME Administration
	Target Area	Citywide
	Goals Supported	AMS-1 Overall Coordination
	Needs Addressed	Administration, Planning, and Management Priority
	Funding	HOME: \$18,409.00
	Description	To provide planning activities and administration for the City's HOME programs.
	Target Date	6/30/2026
	Estimate the number and type of families that will benefit from the proposed activities	1 Other.
	Location Description	Citywide.
	Planned Activities	The Matrix Code is 21A General Program Administration.
11.	Project Name	CHDO Set-Aside
	Target Area	Citywide
	Goals Supported	HSS-3 Housing Construction/Rehabilitation
	Needs Addressed	Housing Priority
	Funding	HOME: \$27,614.00
	Description	Funding for the acquisition and rehabilitation of single family homes to be sold to low income households.
	Target Date	6/30/2026
	Estimate the number and type of families that will benefit from the proposed activities	1 low-income household.
	Location Description	Citywide.
Planned Activities	The national objective is Low/Mod Income Housing (LMH). The Matrix Code is 14A Rehab: Single Unit Residential.	
12.	Project Name	First-Time Homebuyer Downpayment Assistance (HOME)
	Target Area	Citywide

	Goals Supported	HSS-1 Homeownership
	Needs Addressed	Housing Priority
	Funding	HOME: \$138,067.31
	Description	HOME funds will be used to provide deferred, forgivable loans to qualified, homebuyers who require down-payment and closing cost assistance toward the purchase of their home and who wish to purchase a home located within the City of Johnstown.
	Target Date	6/30/2026
	Estimate the number and type of families that will benefit from the proposed activities	6 low-income household.
	Location Description	Citywide.
	Planned Activities	The national objective is Low/Mod Income Housing (LMH). The Matrix Code is 13 – Direct Homeownership Assistance
13.	Project Name	Cypress Avenue Park
	Target Area	Citywide
	Goals Supported	CDS-2 Community Facilities
	Needs Addressed	Community Development Priority
	Funding	CDBG: \$180,000.00
	Description	CDBG funds will be used to develop a new recreation area on the former Cypress Ave. School site in the Moxham neighborhood. Funds will be used to pay for the following items: professional fees, resurfacing the area with asphalt, installing interior and exterior fencing, stormwater management, retaining walls, walking paths, sporting areas with equipment (for tennis, pickleball, basketball, bocce, etc.), playground equipment, pavilions, benches, trash cans, lighting, etc.
	Target Date	6/30/2026
	Estimate the number and type of families that will benefit from the proposed activities	1 Other

	Location Description	325 Cypress Avenue, Johnstown, PA 15902
	Planned Activities	The national objective is Low/Mod Income Area Benefit (LMA). The project matrix code is 03F, Parks, Recreational Facilities.

DRAFT

AP-50 Geographic Distribution – 91.220(f)

Description of the geographic areas of the entitlement (including areas of low-income and minority concentration) where assistance will be directed

The following information provides a profile of the population, age, and racial/ethnic composition of the City of Johnstown. This information was obtained from the U.S. Census Bureau American Factfinder website, www.data.census.gov. The 2019-2023 American Community Survey 5-Year Estimates were used to analyze the social, economic, housing, and general demographic characteristics of the City of Johnstown. The 5-year estimates are the most recent data available for the City.

Population:

The City of Johnstown's overall population:

- Between 1990 and 2023, the population decreased by approximately 29.03%, declining by 9,889 people to 18,245.
- Since 2010, the population decreased by 15%, which is expected to continue.

Age:

The City of Johnstown's age of population:

- Median age in the City is 45.4 years old.
- Youth under age 18 account for 22.1% of the population.
- Adults between the ages of 35 and 60 account for 32.6% of the population.
- Seniors over the age of 65 account for 19.8% of the population.

Race/Ethnicity:

Racial/ethnic composition of the City of Johnstown from the 2019-2023 ACS:

- 71.5% are White
- 5.5% are Hispanic
- 15.1% are Black or African American
- 10.9% are Two or More Races

Income Profile:

The median income for a family of four (4) in the Johnstown, PA MSA is \$85,000 for 2025. The following is a summary of income statistics for the City of Johnstown:

At the time of the 2019-2023 American Community Survey, median household income in the City of

Johnstown was \$34,784, which was less than half the median household income of the Commonwealth of Pennsylvania (\$76,081).

- 40.1% of households have earnings received from Social Security income.
- 8.1% of households have earnings received from public assistance.
- 24.8% of households have earnings received from retirement income.
- 66.0% of female-headed households with children under the age of 18 were living in poverty.
- 51.3% of all youth under 18 years of age were living in poverty.

In the City of Johnstown, the overall percentage of low- and moderate-income (LMI) persons was 66.6%. Out of a total of 10 census tracts and 22 block groups in the City, 19 block groups have a low- and moderate-income population of over 51%.

Economic Profile:

The following illustrates the economic profile for the City of Johnstown as of the 2019-2023 American Community Survey:

- 27.3% of the employed civilian population had occupations classified as management, business, science, and arts. Popular occupations under this category were management, computer, engineering, and science occupations, education and legal occupations, and healthcare occupations.
- 22.0% of the employed civilian population had occupations classified as sales and office.
- 26.7% were in the service sector. Popular occupations included, healthcare support, protective services, food preparation, building and grounds cleaning and maintenance, and personal care and service occupations.
- 83.5% of workers were considered in private wage and salary workers class.
- 5.6% of workers were considered in the self-employed workers in their own not incorporated business.

According to the U.S. Labor Department, the preliminary unemployment rate for the City of Johnstown in April of 2025 was 3.9% compared to a seasonally adjusted rate of 3.9% for the Commonwealth of Pennsylvania, and a seasonally adjusted national unemployment rate of 4.2%.

The City of Johnstown will provide CDBG and HOME funds to activities principally benefitting low/mod income persons in the City. Such assistance is not directed to any specific geographic area, but based on income benefit.

Geographic Distribution

Target Area	Percentage of Funds
Citywide	100%

Table 57 - Geographic Distribution

Rationale for the priorities for allocating investments geographically

The City of Johnstown will allocate its CDBG funds to those geographic areas whose population is over 51% low- and moderate-income and/or to low- and moderate-income clientele. At least 70% of all the City's CDBG funds are budgeted for activities which principally benefit low- and moderate-income persons. The following guidelines for allocating CDBG and HOME funds will be used by the City for the FY 2025 Program Year:

- The public services projects/activities are for social service organizations whose clientele are low-income or in certain cases, a limited type of clientele with a presumed low- and moderate-income status.
- The homeless projects/activities are for homeless agencies/organization that serve a specific type of clientele with a presumed low- and moderate-income status.
- The other special needs projects/activities are limited to a clientele with a presumed low- and moderate-income status.
- The community and public facilities projects/activities are either located in a low- and moderate-income census tract/block group or have a low- and moderate-income service area benefit or a limited clientele which is low- and moderate-income.
- The infrastructure improvement projects/activities are either located in a low- and moderate-income census tract/block group or have a low- and moderate-income service area benefit or a limited clientele which is low- and moderate-income.
- The acquisition and demolition of structures are either located in a low- and moderate-income census area or these activities are eligible by preventing or eliminating slums and blight on a spot or area basis.
- The housing projects/activities have income eligibility criteria; therefore, the income requirement limits funds to low- and moderate-income households throughout the City.
- Economic development projects/activities will either be located in a low- and moderate-income census tract/block group, or a poverty census tract greater than 20%, or part of a redevelopment plan, or makes 51% of the jobs available to low- and moderate-income persons.

The City allocates CDBG funds to areas or projects/activities which predominantly benefit low- and moderate-income persons to rehabilitate or construct new housing for low- and moderate-income households; to create low- and moderate-income jobs; to projects/activities that principally benefit low- and moderate-income persons; and/or slum and blight removal on a spot or area basis.

The HOME funds will be used for administration and for housing projects/activities. These funds will be targeted to low-income households and projects/activities designed to provide affordable housing to low-income households. The disbursement is based on needs of low- and moderate-income households, not by geographic area.

Discussion

The City is allocating its CDBG funds to areas or projects/activities which predominantly benefit low- and moderate-income persons to rehabilitate or construct new housing for low- and moderate-income households; to create low- and moderate-income jobs; and to projects/activities that benefit the low- and moderate-income population.

The geographic locations and the public benefit for the FY 2025 CDBG and HOME Activities/Projects are as follows:

- **Public Service Activities** - Citywide; Low/Mod Income Clientele (LMC)
 - **Cambria County Backpack Project** - Citywide; Low/Mod Income Clientele (LMC)
 - **Learning Lamp - Learning Lamp to Go** - Citywide; Low/Mod Income Clientele (LMC)
 - **Women's Help Center** - Citywide; Low/Mod Income Clientele (LMC)
- ~~**First Time Homebuyer Rehabilitation** - Citywide; Low/Mod Income Housing (LMH)~~
- **Owner Occupied Housing Rehabilitation** - Citywide; Low/Mod Income Housing (LMH)
- **Rehabilitation/Delivery Costs** - Citywide; Low/Mod Income Housing (LMH)
- **Demolition/Clearance** - Citywide; Low/Mod Income Area Benefit (LMA) and/or Low/Mod Income Housing (LMH)
- ~~**Sewer Lateral Line Replacement** - Citywide; Low/Mod Income Housing (LMH)~~
- **Economic Development Technical Assistance** - Citywide; Low/Mod Income Jobs (LMJ)
- **CDBG Administration** - Citywide
- **CDBG Planning** - Citywide
- **HOME Administration** - Citywide
- **CHDO Set-Aside** - Citywide; Low/Mod Income Housing (LMH)
- ~~**First Time Homebuyer Downpayment Assistance** - Citywide; Low/Mod Income Housing (LMH)~~
- **Cypress Avenue Park** - Citywide; Low/Mod Income Area (LMA)

Affordable Housing

AP-55 Affordable Housing – 91.220(g)

Introduction

The City of Johnstown will utilize its CDBG and HOME funds to rehabilitate owner occupied housing. The one year goals for affordable housing in the City of Johnstown for FY 2025 are the following:

One Year Goals for the Number of Households to be Supported	
Homeless	0
Non-Homeless	24
Special-Needs	0
Total:	24

Table 58 - One Year Goals for Affordable Housing by Support Requirement

One Year Goals for the Number of Households Supported Through	
Rental Assistance	0
The Production of New Units	1
Rehab of Existing Units	23
Acquisition of Existing Units	6
Total:	24

Table 59 - One Year Goals for Affordable Housing by Support Type

Discussion

The City of Johnstown will fund the following projects with FY 2025 CDBG and HOME funds:

- ~~First Time Homebuyer Rehabilitation Assistance (CDBG)~~ - The City will fund this program to assist low and moderate income first-time residents rehabilitate their first home. (6 households)
- **Owner Occupied Housing Rehabilitation Program (CDBG)** - The City will continue to fund this program that provides CDBG funds to rehabilitate owner-occupied housing for low-income families. (17 households)
- ~~Sewer Lateral Line Replacement Program (CDBG)~~ - Funds will be used for residential sewer lateral line replacement for low income households. The City will match half of the costs up to \$1,000. (8 households)
- **CHDO Set-Aside (HOME)** - The City will continue to fund CHDO Organizations to rehabilitate a single family house for re-sale in the City. In 2025, the City anticipates rehabilitating one (1) low income unit. (1 household)
- ~~First Time Homebuyer Downpayment Assistance (HOME)~~ - The City will fund this program to assist low- and moderate-income residents purchase a home in the City of Johnstown. (6 households)

AP-60 Public Housing – 91.220(h)

Introduction

The Johnstown Housing Authority (JHA) is the only municipal housing authority in Cambria County that is designated to oversee public housing. The Johnstown Housing Authority (JHA) administers public housing and Section 8 housing programs in the City of Johnstown and Cambria County. JHA has eleven (11) public housing developments in Cambria County, of which nine (9) are located in the City of Johnstown. The JHA reports a total of 1,504 public housing units, with 521 units for mixed populations (elderly or disabled), and 270 units for elderly occupancy.

The Johnstown Housing Authority's mission is to provide "decent, safe, sanitary, and affordable housing to qualified persons. The vision of the Johnstown Housing Authority (JHA) is to improve the quality of life for all residents by creating and implementing programs which encourage self-sufficiency, homeownership, greater involvement, responsibility and pride."

Actions planned during the next year to address the needs to public housing

The Johnstown Housing Authority is not rated as a "troubled" agency by HUD and is recognized as a "high performer." The Housing Authority's biggest challenges are a lack of funding and the lack of suitable housing that meets the Section 8 Housing Choice Voucher program standards.

Each year Johnstown Housing Authority (JHA) receives an allocation of funds from HUD under the Capital Fund Program to undertake physical improvements. In addition, the JHA receives operating subsidies to offset the operating deficits associated with public housing units and to carry out maintenance. The Johnstown Housing Authority received \$4,579,632 under a HUD Capital Fund grant for FY 2025.

The Housing Authority's FY 2025 Budget (based on the original expected total of \$4,568,380) is as follows:

- **Operations** = \$520,000
- **Administration** = \$380,000
- **Site Improvement** = \$36,234
- **Dwelling Structures** = \$1,267,854
- **Non-dwelling Structures** = \$2,300,000

There were 1,271 families/individuals on the waiting list for public housing in May 2025, and the waiting list is still open. Of the families/individuals on the waiting list, 1,180 were on the waiting list for a family unit, and 91 were on the waiting list for an elderly or disabled unit.

In addition, the Housing Authority is allotted 960 Section 8 Housing Choice Vouchers, of which 764 are currently in use. There were 1,655 families/individuals on the Housing Choice Voucher waiting list as of May 2025. The waiting list is currently open.

Actions to encourage public housing residents to become more involved in management and participate in homeownership

The JHA has an active five (5) person Resident Advisory Board which consists of four (4) Public Housing Residents and one (1) Housing Choice Voucher participant. The Resident Advisory Board provides input on such things as the Operating Budget, Agency Plan (Five-Year Plan), Annual Plan, and Policies.

JHA has active Resident Councils at five (5) of its communities. The Authority meets with the community residents on a monthly basis to update them on activities, programs and various stages of modernization on their respective communities. They are also consulted in the preparation of various projects and plans for submission to HUD. Council presidents report on the various initiatives at their developments.

If the PHA is designated as troubled, describe the manner in which financial assistance will be provided or other assistance

The Johnstown Housing Authority is not classified as “troubled” by HUD and is performing satisfactorily according to HUD guidelines and standards.

Discussion

Not applicable.

AP-65 Homeless and Other Special Needs Activities – 91.220(i)

Introduction

The Eastern PA CoC serves a total of thirty-three (33) counties. The 33 counties are organized into five (5) geographically dispersed Regional Homeless Advisory Boards (RHABs). The City of Johnstown belongs to the South Central Pennsylvania Regional Homeless Advisory Board (RHAB) which oversees the Continuum of Care Network for Central Pennsylvania for nine (9) counties. The South Central RHAB includes Adams, Bedford, Blair, Cambria, Centre, Franklin, Fulton, Huntingdon, and Somerset counties.

Under this Five Year Consolidated Plan, the City of Johnstown in cooperation with the CoC has developed its Strategic Plan to address homelessness for FY 2025 through FY 2029. The goals for the homeless strategy are as follows

- **HMS-1 Operation/Support** - Assist homeless providers in the operation of housing and supportive services for the homeless and persons who are at-risk of becoming homeless.
- **HMS-2 Housing** - Support efforts of local agencies to provide emergency shelter, transitional housing, and permanent supportive housing for the homeless.
- **HMS-3 Prevention and Re-Housing** - Support the prevention of homelessness through anti-eviction activities and programs for rapid re-housing.

The Eastern PA CoC completes a regular “Point in Time Count Survey” (PITC) each January to determine the number of homeless individuals and families in the Eastern Pennsylvania Region. The January 2025 PITC reported the following numbers of homeless persons in Cambria County:

- **Unsheltered** - 8 individuals, 1 family with children, and 0 unaccompanied youth
- **Transitional Housing** - 0 individuals, 0 families with children, and 0 unaccompanied youth
- **Emergency Shelter** - 32 individuals, 6 families with children, and 3 unaccompanied youth

Only one agency in the City of Johnstown received Balance of State Continuum of Care funds from the FY 2024 SuperNOFA. However, other projects were funded in Cambria County. The following federal resources were obtained in Cambria County from the FY 2024 SuperNOFA:

- Northern Cambria Community Development Corporation - Independence Gardens Renewal project - Permanent Supportive Housing (\$285,186)
- Women’s Help Center - Home Again Program (\$289,285)
- Center for Community Action - South Central PA Rapid Rehousing Program (121,363)
- PCADV - Eastern PA CoC Comprehensive DV Rapid Rehousing 2024 renewal (\$313,905)

Describe the jurisdictions one-year goals and actions for reducing and ending homelessness including reaching out to homeless persons (especially unsheltered persons) and assessing their individual needs

The Eastern PA CoC and the South Central RHAB relies on its member organizations to conduct homeless outreach and assessments. Outreach workers visit known encampments to offer assistance and to provide information on supportive and health care services. Shelters offer meals, services, bathing and shower facilities to homeless individuals and families. Care management services are provided on an individual basis to assist in referrals for housing, shelter, health care, and other human services.

Homeless outreach is conducted partially through Coordinated Entry and through additional street outreach workers associated with CoC member organizations. Coordinated Entry is accessible in Coordinated Entry Access Sites, which are in several physical locations throughout the CoC, and through the phone number 2-1-1. Member organizations conduct outreach in English and in Spanish, and organizations conduct additional outreach for Emergency Shelter projects. Furthermore, outreach is conducted in teams at soup kitchens, 24 hour stores, laundromats, and other businesses and services likely to serve the chronically homeless. A major gap in the Coordinated Entry system is its ability to perform outreach to domestic violence survivors while fully implementing privacy and confidentiality procedures. Point-In-Time surveys no longer include age, which has been reported to make outreach to unsheltered populations more difficult, due to the high likelihood of count duplications.

The Continuum of Care completes a regular “Point in Time Count Survey” (PITC) each January to determine the number of homeless individuals and families in the Eastern Pennsylvania Region. The January 2025 PITC reported the following numbers of homeless persons in Cambria County:

- **Unsheltered** - 8 individuals, 1 family with children, and 0 unaccompanied youth
- **Transitional Housing** - 0 individuals, 0 families with children, and 0 unaccompanied youth
- **Emergency Shelter** - 32 individuals, 6 families with children, and 3 unaccompanied youth

Addressing the emergency shelter and transitional housing needs of homeless persons

All of the shelters provide case management services to assist homeless persons, including chronically homeless individuals and families, to make the transition to permanent housing. During their shelter stays, counseling is provided to the heads of the households to improve their incomes, either through employment or referrals to state and federal agencies to supplement their income and/or to address their disabilities. They are referred to programs such as Medicaid, food stamps, veterans’ health benefits, disability, social security, etc. Case management staff refer the disabled, homeless individuals and families to permanent supportive housing programs. Veterans are referred to the VA Centers in the City. Shelter care case management staff assists clients in locating suitable housing that they can continue to reside in upon discharge.

CoC-wide, emergency shelter participation has increased since 2017. A larger number of individuals and families are directed to emergency shelters through the work of Coordinated Entry, which allows more efficient allocations of bed inventories. Transitional housing is no longer funded by the CoC, and current emergency shelter residents are directed toward either permanent supportive housing or rapid rehousing, given their evaluation by the Coordinated Entry team. Many needs mirror the overall homeless services needs in the City, including the need for mental health services to assist with other issues parallel to homelessness.

The Women's Help Center's shelter is a safe haven for women and children fleeing violence in their homes. Emergency shelter services are temporary and free of charge. Counselors work with families to identify problem areas and work toward overcoming them. Services include:

- Assist children from violent environments
- Domestic violence education
- Developing coping and anger management skills
- Safety planning
- Seek counseling for families and children
- File charges
- Secure adequate and affordable housing or relocating out of the area.

Helping homeless persons (especially chronically homeless individuals and families, families with children, veterans and their families, and unaccompanied youth) make the transition to permanent housing and independent living, including shortening the period of time that individuals and families experience homelessness, facilitating access for homeless individuals and families to affordable housing units, and preventing individuals and families who were recently homeless from becoming homeless again

Using HUD System Performance Measure Guidance, the HMIS Lead developed a CoC Performance Report with metrics for "Length of Time Homeless" (LOTH) and reviewed this data with the CoC Data Committee, which meets quarterly to review CoC Performance and identify needed interventions. The CoC continues to use its funds for Rapid Rehousing and Coordinated Entry. HMIS is used to monitor and record returns to homelessness, which is monitored through the Data Subcommittee each quarter. The CoC is significantly increasing Permanent Housing resources through reallocation and Permanent Housing bonuses, which will assist those exiting shelters.

Severity of need is taken into consideration in prioritizing people experiencing homeless. This is determined in a number of different ways in the ranking criteria. Specific vulnerabilities considered included chronic homelessness; most significant health and behavioral health needs; youth; and victims of domestic violence. CoC policies require all Permanent Supportive Housing (PSH) projects to prioritize beds to those with the greatest LOTH, but some PSH projects have had very little turnover since the

adoption of policy. As a result, the level of vulnerability within PSH projects may widely vary. To adjust for this discrepancy, the ranking included a question measuring “severity of need” based on the vulnerabilities from the Annual Performance Report to HUD. This question asked about additional criteria relevant to vulnerability, including not scoring victims of domestic violence on recidivism, and scoring youth differently on employment outcomes.

2-1-1 Human Services Helpline

The United Way of the Laurel Highlands free 2-1-1 Human Services Helpline is available twenty-four (24) hours a day, seven (7) days a week in Cambria and Somerset Counties. The helpline offers up-to-date resources to callers looking for utility, financial, and rent assistance; housing and shelter assistance; food assistance; drug and alcohol treatment and support; medical assistance; transportation; and other related information.

Chronic Homeless

The CoC has prioritized reducing chronic housing. As such, all Public Supportive Housing beds are dedicated to the chronically homeless. PSH beds are located throughout many of these 33 counties, however, the majority of chronically homeless households are concentrated in a small number of counties. While the procedures outlined in the CoC's PSH prioritization policy require all projects to advertise available PSH beds, logistics and client choice often result in the bed being occupied by the highest prioritized non-chronic household within the given county.

Veterans

The number of homeless veterans has been significantly reduced throughout the CoC over the years. This decrease has largely been accomplished through the extensive outreach efforts of Supportive Services for Veteran Families (SSVF) funded providers. Additionally, they participated in PITC efforts throughout the CoC in order to identify and engage any known and unknown Veterans. SSVF providers have developed relationships with a significant number of shelters across the CoC. They conducted outreach throughout the CoC in unsheltered locations as well as through partnerships with Emergency Shelter Programs, etc. The number of sheltered Veterans also decreased due to the Lebanon Veteran Affairs Medical Center's Domiciliary Care program no longer being included in the Point In Time Count (PITC). The CoC has also increased coordination through Vets@HOME technical assistance, which is a toolkit that provides information on best practices to identify and engage Veterans experiencing homelessness.

Victims of Domestic Violence

The CoC has adopted an emergency transfer plan, where victims living in scattered site housing requesting emergency transfers have their needs addressed as quickly as possible. Victims make contact with trained, trauma-informed, victim-centered Coordinated Entry operators and Managers. Coordinated Entry

operators work in partnership with domestic violence centers while maintaining confidentiality of victims.

The Pennsylvania Coalition Against Domestic Violence (PCADV) prioritized its partnership with the CoC. PCADV is a state-based organization that acts as a funding conduit for domestic violence shelters and related organizations. The CoC acknowledges the need for a data driven system to show the permanent housing outcomes for survivors and the ongoing creation and implementation of permanent housing acquisition and retention through survivor-first services. The partnership between the CoC and PCADV will prioritize funding the creation of this system.

Youth

The CoC's strategic plan includes the goal of reducing youth homelessness by 75% by 2022. In addition, the CoC will be providing quarterly training to share best practices for working with youth experiencing homelessness.

The CoC tracks the increases in total dollars dedicated to resources and bed increases set aside for homeless youth. With the addition of resources and beds dedicated to homeless youth, the CoC has also developed collaboration and education services and created additional discharge planning. Collaboration efforts include youth development and workforce development programs, the creation of a coalition among state education agencies to improve resources for youth experiencing homelessness, and partnerships with school districts across the CoC.

Helping low-income individuals and families avoid becoming homeless, especially extremely low-income individuals and families and those who are: being discharged from publicly funded institutions and systems of care (such as health care facilities, mental health facilities, foster care and other youth facilities, and corrections programs and institutions); or, receiving assistance from public or private agencies that address housing, health, social services, employment, education, or youth needs

In the Eastern PA Continuum of Care's Five-Year Strategic Plan to Reduce and End Homelessness, the CoC outlines the following goals and actions under "Strategy 1: Prevent and Divert Homelessness."

A. Evaluate and Improve Discharge Planning where Needed:

- Evaluate current discharge planning from these systems to help stem the flow of individuals leaving institutional settings and entering homelessness because they lack stable housing options.
- Research and provide information to other systems/organizations on effective discharge planning policies/procedures for individuals and households at risk of entering homelessness upon discharge, as well as information on available housing resources.
- Engage with statewide efforts to improve discharge planning policies across systems, emphasizing

the need for permanent housing placement for those exiting institutions.

B. Increase Coordination of Homeless Prevention Sources:

- Assess the use of existing funding available for prevention and identify gaps.
- Coordinate funding (including ESG, HAP, PHARE) across the CoC so that resources are used effectively. For example, the CoC may decide to channel prevention resources to geographic areas where emergency shelter access is limited, either due to wait lists or lack of shelter facilities.
- Investigate the use of tools, such as the Prevention VI-SPDAT, to help the CoC more effectively assess households requesting assistance.
- Ensure coordination of prevention activities with Coordinated Entry to increase the effectiveness of the system.

Furthermore, “Strategy 2” of the CoC’s Five-Year Strategy Plan focuses on the streamlining of the system and better coordination among housing and social services through the CoC’s Coordinated Entry System. Lack of resources, combined with the lack of a well-developed coordinated entry process, results in severe hardships for persons experiencing homelessness who often face long wait times to receive assistance or are screened out of needed assistance. Coordinated entry processes help communities prioritize assistance based on vulnerability and severity of service needs to ensure that people who need assistance the most can receive it in a timely manner. Coordinated entry processes also provide information about service needs and identify gaps to help communities plan their assistance and resources.

The CoC’s strategic plan includes the goal of reducing youth homelessness by 75% by 2022. In addition, the CoC will be providing quarterly training to share best practices for working with youth experiencing homelessness. The CoC currently funds three (3) youth-dedicated projects, all of which are located in the Lehigh Valley Area.

The CoC tracks the increases in total dollars dedicated to resources and bed increases set aside for homeless youth. With the addition of resources and beds dedicated to homeless youth, the CoC has also developed collaboration and education services and created additional discharge planning. Collaboration efforts include youth development and workforce development programs, the creation of a coalition among state education agencies to improve resources for youth experiencing homelessness, and partnerships with school districts across the CoC.

The following types of organizations in the Eastern PA CoC provide referrals to the Coordinated Entry Process: law enforcement agencies; hospitals; EMT/Crisis Response Teams; Mental Health Service Organizations; Substance Abuse Service Organizations; non-CoC funded Youth Homeless Organizations; school administrators/homeless liaisons; non-CoC funded Victim Service Organizations; Street Outreach Teams; homeless or formerly homeless persons; Coordinated Entry virtual and physical entry points; Veterans programs; and faith-based organizations.

Discussion

In addition to the resources listed above, the CoC-funded housing projects listed below serve Cambria County:

- Northern Cambria Community Development Corporation - Independence Gardens Renewal project - Permanent Supportive Housing
- Women's Help Center - Home Again Program
- Center for Community Action - South Central PA Rapid Rehousing Program
- PCADV - Eastern PA CoC Comprehensive DV Rapid Rehousing 2024 renewal

DRAFT

AP-75 Barriers to affordable housing – 91.220(j)

Introduction:

The largest housing problem in the City of Johnstown is affordability of decent, safe, and sound housing. According to the 2016-2020 ACS data, an estimated 42.1% of all renter households are cost burdened by 30% or more, and an estimated 24.2% of all owner households are cost burdened by 30% or more.

The City of Johnstown also experiences a lack of accessible affordable housing for the elderly and disabled due to the high number of seniors and disabled individuals in the City. The housing stock is older and most single family residential structures are two stories in height, and therefore, are not accessible.

Actions it planned to remove or ameliorate the negative effects of public policies that serve as barriers to affordable housing such as land use controls, tax policies affecting land, zoning ordinances, building codes, fees and charges, growth limitations, and policies affecting the return on residential investment

Johnstown's Zoning Ordinance does not distinguish housing type by occupants or income and does not place any restrictions on housing developed with a public subsidy. Group homes are permitted by special exception in R2, R3, TND, and H districts.

Group homes should not be considered as a "special exception" in the Multi-Family R3 District and the Traditional Neighborhood Development (TND) District. The group homes should be listed as a permitted use.

The 2011 Zoning Ordinance defines family as follows:

- A single person or two or more persons related by blood, marriage, adoption, guardianship, or any other duly-authorized custodial relationship; living together as a single cohesive and nonprofit housekeeping unit which shares common facilities; or
- Two unrelated people and any children related to either of them; or
- Any group of three unrelated people; or
- A group of not more than five unrelated people whom can be classified as "disabled" living together as a single cohesive housekeeping unit which shares common facilities as considered reasonably appropriate for a similar number of persons related by blood, marriage, adoption, or guardianship.

Under section 105 Purpose of Community Development Objectives, the city should consider adding another purpose to the text as evidence that the City does affirmatively further fair housing. The following language is suggested:

Section 105

4. This ordinance is also intended to affirmatively further fair housing in the City of Johnstown by: abiding by the provisions of the Fair Housing Act of 1968, as amended; promoting fair housing choice for all residents in the City; assuming the rights of all individuals that are identified as members of a protected class by the Federal Government; and prevention of discrimination in housing based on a person's race, color, national origin, religion, sex, familial status or handicap.

Under Section 202 Definitions, the City should consider adding the following definitions and revising other definitions:

Section 202

Group Home: Revise the definition to state "A residential living arrangement for a group of more than five (5) 'disabled' persons not considered a 'family' by the City of Johnstown Zoning Ordinance." This will bring the definition into compliance with the definition of family.

Fair Housing Act: Add a new definition.

Americans with Disabilities Act: Add a new definition.

Accessibility: add a new definition.

Visitability: Add a new definition.

The City is reviewing its Zoning Ordinance and the last revision was in November 2013. These recommendations should be considered in the next revision and presented to the City Planning Commission for review.

The City has adopted the Pennsylvania State Building Code which contains the 2009 International Building Code Amendments.

Discussion:

The City of Johnstown has allocated FY 2025 CDBG and HOME funds for the following fair housing projects/activities:

- ~~**First Time Homebuyer Rehabilitation Assistance** - The City will fund this program to assist low- and moderate-income first-time residents rehabilitate their first home.~~
- **Owner Occupied Housing Rehabilitation Program** - The City will continue to fund this program that provides CDBG funds to rehabilitate owner-occupied housing for low-income families.
- ~~**Sewer Lateral Line Replacement Program** - Funds will be used for residential sewer lateral line replacement for low income households. The City will match half of the costs up to \$1,000.~~
- **CHDO Set-Aside** - The City will continue to fund CHDO Organizations to rehabilitate a single family

house for re-sale in the City.

- **First-Time Homebuyer Downpayment Assistance** - The City will fund this program to assist low- and moderate-income residents purchase a home in the City of Johnstown.

DRAFT

AP-85 Other Actions – 91.220(k)

Introduction:

The City of Johnstown has developed the following actions planned to:

- Address obstacles to meeting underserved needs,
- Foster and maintain affordable housing,
- Reduce lead-based hazards,
- Reduce the number of poverty-level families,
- Develop institutional structures, and
- Enhance coordination between public and private housing and social service agencies.

Actions planned to address obstacles to meeting underserved needs

The City of Johnstown will work to address these obstacles through the agencies and programs to be funded in FY 2025. Some of the activities to address these obstacles include:

- **Public Service - Cambria County Backpack Project** - CDBG funds will be used to provide backpacks filled with food items for children to carry home over the weekends within the City of Johnstown.
- **Public Service - Learning Lamp - Afterschool Outreach Program** - Funds to pay for the costs to run this program that will provide science, geography, and math curriculum for low- and moderate income elementary and middle school aged learners in the City through mobile/portable outreach.
- ~~**First Time Homebuyer Rehabilitation Assistance** - The City will fund this program to assist low- and moderate income first time residents rehabilitate their first home.~~
- **Owner Occupied Housing Rehabilitation Program** - The City will continue to fund this program that provides CDBG funds to rehabilitate owner-occupied housing for low-income families.
- ~~**Sewer Lateral Line Replacement Program** - Funds will be used for residential sewer lateral line replacement for low income households. The City will match half of the costs up to \$1,000.~~
- **CHDO Set-Aside** - The City will continue to fund CHDO Organizations to rehabilitate a single family house for re-sale in the City.
- ~~**First Time Homebuyer Downpayment Assistance** - The City will fund this program to assist low- and moderate-income residents purchase a home in the City of Johnstown.~~

Actions planned to foster and maintain affordable housing

During the FY 2025 CDBG program year, the City of Johnstown does not plan to fund any projects that will construct new units or provide any rental assistance. All the projects are open to the residents of the City.

The City of Johnstown will fund the following projects with 2025 CDBG and HOME funds:

- ~~**First Time Homebuyer Rehabilitation Assistance**~~ - The City will fund this program to assist low and moderate-income first-time residents rehabilitate their first home.
- **Owner Occupied Housing Rehabilitation Program** - The City will continue to fund this program that provides CDBG funds to rehabilitate owner-occupied housing for low-income families.
- ~~**Sewer Lateral Line Replacement Program**~~ - Funds will be used for residential sewer lateral line replacement for low income households. The City will match half of the costs up to \$1,000.
- **CHDO Set-Aside** - The City will continue to fund CHDO Organizations to rehabilitate a single family house for re-sale in the City.
- ~~**First Time Homebuyer Downpayment Assistance**~~ - The City will fund this program to assist low- and moderate-income residents purchase a home in the City of Johnstown.

Actions planned to reduce lead-based paint hazards

Lead-based paint poses a particular hazard to children under the age of six, and is the focus of efforts by the U.S. Department of Housing and Urban Development (HUD) to raise awareness of the problem and mitigate or eliminate the hazard. Lead-based paint was banned in 1978, but housing constructed prior to that time typically contains lead-based paint to some degree. Lead hazards are addressed during housing rehabilitation efforts. All homes that receive rehabilitation assistance are tested for the presence of lead-based paint. When evidence of the paint is found, the paint surfaces are removed or the material is encapsulated to prevent exposure.

The City of Johnstown will continue to ensure that:

- Applicants for homeownership assistance receive adequate information about lead-based paint requirements.
- City staff properly determine whether proposed projects are exempt from some or all lead based paint requirements.
- A visual assessment is performed to identify deteriorated paint in the dwelling unit, any common areas servicing the unit, and exterior surfaces of the building.
- Prior to occupancy, properly qualified personnel perform paint stabilization and the dwelling passes a clearance exam in accordance with the standards established in 24 CFR Part 35, Subpart R.
- The home buyer receives the required lead-based paint pamphlet and notices.

The 2022 Childhood Lead Surveillance Annual Report from the Pennsylvania Department of Health reported that 969 children two (2) years of age or younger were tested for elevated blood lead levels in the City of Johnstown. Of those tested, 61 (6.30%) tested positive for blood lead levels above 3.5 µg/dL. This is 2.56% of the population of children two (2) years of age or younger.

Actions planned to reduce the number of poverty-level families

According to the 2019-2023 American Community Survey, approximately 31.2% of the City of Johnstown's residents live in poverty, while only 14.2% of Cambria County residents live in poverty and 11.8% of the Commonwealth of Pennsylvania residents live in poverty. Female-headed City households with children are particularly affected by poverty at 66.0%. The City's goal is to reduce the extent of poverty by 5%, based on actions the City could control and work with other agencies/organizations.

The resources and opportunities that the City has for reducing the number of families with incomes below the poverty line are limited. Since poverty is a function of income, its effect on housing opportunity and choice is apparent. Conversely, without adequate, stable housing, alleviating poverty is more difficult. Still, the means of addressing both issues are fragmented. Several structural barriers to poverty are addressed through different local policies. For example, the City has a policy that requires the employment of Section 3 households in construction contracts when possible.

More direct efforts to alleviate poverty by combining case management, social services job training, and housing assistance are becoming more common. City and County social service agencies have become more committed to the Continuum of Care models being introduced across the country. As these agencies become more proficient at providing services to the needy, the poverty rates will decline.

The City's anti-poverty strategy is based on attracting a range of businesses and supporting workforce development including job-training services for low income residents. In addition, the City's strategy is to provide supportive services for target income residents.

Planned economic development programs include:

- **EDS-1 Employment** - Support and encourage new job creation, job retention, workforce development for low- and moderate income residents.
- **EDS-2 Financial Assistance** - Support the expansion, growth and new development of business and commercial enterprise through technical assistance programs, low interest financing and façade improvement programs.

For the Five Year Consolidated Plan period of FY 2025-2029, the City of Johnstown's goal is to reduce the poverty rate by 5%. This could be achieved through the following:

- The City of Johnstown will continue to pursue new economic development opportunities to create jobs for the unemployed and underemployed in the City.
- Financial assistance in the form of grants to private commercial property owners located within the City of Johnstown for the purpose of correcting existing building code violations and facade improvements.

- The City of Johnstown will continue to provide CDBG funds for public service programs for job training, education, health, and social services to raise the standard of living of families above the poverty level.
- The City through the various community and economic development agencies will fund different loan programs to attract new businesses and/or assist existing businesses to expand in the City.

Actions planned to develop institutional structure

To effectively implement the Five Year Consolidated Plan and the Annual Action Plans, the City needs to collaborate with a variety of agencies located in the City of Johnstown and also in Cambria County. Coordination and collaboration between agencies is important to ensuring that the priorities identified in the Five Year Consolidated Plan within the City are adequately addressed. The key agencies that are involved in the implementation of the Five Year Consolidated Plan and FY 2025 Annual Action Plan, as well as additional resources that may be available are described below.

The City of Johnstown's Department of Community and Economic Development (DCED) works with other City Departments to address infrastructure, recreational, code enforcement, and public safety needs. These partnerships have identified areas of need throughout the City, and help the City address these problems.

Historically, the largest gap in the institutional structure was the lack of communication. The City of Johnstown is continuing to overcome this through communication and consultations with the following public and private organizations:

- **City of Johnstown, Department of Community and Economic Development** - oversees the CDBG and HOME programs.
- **Johnstown Housing Authority** - oversees the Section 8 Housing Choice Voucher Program, improvements to public housing communities, and the development of scattered site affordable housing.
- **Social Services Agencies** - the City provided funds to address the needs of low- and moderate-income persons.
- **Housing Providers** - the City provided funds to rehabilitate and develop affordable housing for low- and moderate-income families and individuals.
- **Eastern Pennsylvania CoC** - oversees the Continuum of Care Network for 33 counties including Cambria County. For planning purposes, the CoC is divided into 5 regions and managed by a Regional Homeless Advisory Board (RHAB). Cambria County is part of the South Central RHAB.

Each year, as part of the CDBG and HOME application planning process, local agencies and organizations are invited to submit proposals for CDBG and HOME funds for eligible activities. These groups participate in the planning process by attending the public hearings and informational meetings, and by completing

survey forms.

Actions planned to enhance coordination between public and private housing and social service agencies

Public Institutions: The City will act as a clearinghouse and facilitator for many of the activities described in the consolidated plan. As the local unit of government, the City is empowered to apply for and administer certain types of grants. Support from the City, expressed as a certification of consistency or some other instrument, may be all that is required for some activities. Other activities will involve the more direct participation of the City for funding, acquisition of land or buildings, or in convening meetings of various agencies to iron out differences or strategies on how to seize opportunities. The City will continue to administer the CDBG and HOME programs.

The Johnstown Housing Authority administers public housing and Section 8 Rental Assistance Programs in the City. This Authority is responsible for the management and maintenance of public housing units. The Housing Authority will continue in its efforts to modernize these public housing units in order to provide decent, affordable housing in the City.

Non-Profit Organizations: Non-profit housing agencies play a role in the implementation of this plan. Through the construction of new housing, and the rehabilitation of existing units, these agencies access financing sources such as the Low Income Housing Tax Credit, HOME funds from PHFA, and charitable contributions that increase the supply of affordable housing. While some groups focus on the rehabilitation of single units for resale to first time homebuyers, others have attempted to create assisted rental developments. In the future, the union of such groups with social service agencies that serve specific special needs populations will address the Five Year Consolidated Plan strategy for creation of supportive housing and affordable housing opportunities.

Social service agencies are a link between the provision of housing and the population it is intended to serve. The agencies work directly with providers of services to persons with special needs including mental health, mental disability, the elderly, drug and alcohol addiction and families that are at risk of becoming homeless. Although these agencies cannot provide housing, they can direct housing efforts where needed and are integral in the planning of housing and services for target populations. Emergency shelters, including the Women's Help Center, will continue to provide shelter for the homeless.

Private Industry: Several lending institutions cooperate with the City to provide first mortgage financing for first-time homebuyers that participate in the City's program to rehabilitate units that are substandard. Those lending institutions play an important role by providing financing that would not otherwise be available.

Discussion:

The Monitoring Plan represents the City of Johnstown's strategy for overseeing the activities of entities that carry out CDBG and HOME assisted activities. The Monitoring Plan identifies the following:

- The organizations to be monitored
- The issues to be explored and the methodology to be utilized in conducting the monitoring
- Identification of the specific DCED staff members that will assume responsibility for monitoring
- The follow-up measures to be followed in communicating the results of the monitoring to affected organizations and the methods that will be utilized to obtain feedback from affected organizations

The CDBG and HOME monitoring will be carried out at two (2) separate levels. First, the City will conduct an internal monitoring to review the homeowner rehab program and to ensure that the CDBG and HOME Programs are being administered in accordance with CDBG, HOME, and other federal regulatory and statutory requirements. Second, the City will conduct external monitoring to review the activities of its sub-recipients.

The purpose of the City's monitoring efforts is:

- to identify and correct issues that prevent the City from achieving full compliance with the regulatory requirements of the CDBG and HOME Programs and other Federal requirements before deficiencies lead to HUD monitoring findings, and
- to learn more about the strengths and weaknesses of the various organizations that play a role in the City's CDBG and HOME programs, and to use this knowledge as the basis for structuring future CDBG and HOME activities.

The City's staff regularly monitors the construction contracts and the work in progress for the various public facility improvements funded with CDBG funds. In some cases, bi-weekly progress meetings are held with the contractors. The certified payrolls are reviewed for Davis-Bacon Wage Rate compliance and on-site employee interviews were conducted for labor compliance. Based on monitoring and site inspections, progress payments are made. CHDOs are monitored regularly based on subrecipient agreements.

Program Specific Requirements

AP-90 Program Specific Requirements – 91.220(l)(1,2,4)

Introduction:

The City of Johnstown receives an annual allocation of CDBG and HOME funds. Since the City receives these federal allocations the questions below have been completed, as they are applicable.

Community Development Block Grant Program (CDBG) Reference 24 CFR 91.220(l)(1)

Projects planned with all CDBG funds expected to be available during the year are identified in the Projects Table. The following identifies program income that is available for use that is included in projects to be carried out.

1. The total amount of program income that will have been received before the start of the next program year and that has not yet been reprogrammed	\$0.00
2. The amount of proceeds from section 108 loan guarantees that will be used during the year to address the priority needs and specific objectives identified in the grantee's strategic plan.	\$0.00
3. The amount of surplus funds from urban renewal settlements	\$0.00
4. The amount of any grant funds returned to the line of credit for which the planned use has not been included in a prior statement or plan	\$0.00
5. The amount of income from float-funded activities	\$0.00
Total Program Income:	\$0.00

Other CDBG Requirements

1. The amount of urgent need activities	\$0.00
2. The estimated percentage of CDBG funds that will be used for activities that benefit persons of low and moderate income. Overall Benefit - A consecutive period of one, two or three years may be used to determine that a minimum overall benefit of 70% of CDBG funds is used to benefit persons of low and moderate income. Specify the years covered that include this Annual Action Plan.	73.22%

**HOME Investment Partnership Program (HOME)
Reference 24 CFR 91.220(l)(2)**

- 1. A description of other forms of investment being used beyond those identified in Section 92.205 is as follows:**

The City of Johnstown does not anticipate the receipt of any additional program income funds prior to July 1, 2024 that it has not yet programmed. The City does not anticipate that it will receive any HOME Program Income during the FY 2025 Program Year.

- 2. A description of the guidelines that will be used for resale or recapture of HOME funds when used for homebuyer activities as required in 92.254, is as follows:**

See attached Resale/Recapture Policy in the appendix section of the Five Year Consolidated Plan.

- 3. A description of the guidelines for resale or recapture that ensures the affordability of units acquired with HOME funds? See 24 CFR 92.254(a)(4) are as follows:**

See attached Resale/Recapture Policy in the appendix section of the Five Year Consolidated Plan

- 4. Plans for using HOME funds to refinance existing debt secured by multifamily housing that is rehabilitated with HOME funds along with a description of the refinancing guidelines required that will be used under 24 CFR 92.206(b), are as follows:**

The City of Johnstown does not intend to use HOME funds to refinance existing debt secured by multifamily housing that is rehabilitated with HOME funds. Not Applicable.

- 5. If applicable to a planned HOME TBRA activity, a description of the preference for persons with special needs or disabilities. (See 24 CFR 92.209(c)(2)(i) and CFR 91.220(l)(2)(vii)).**

Not applicable.

- 6. If applicable to a planned HOME TBRA activity, a description of how the preference for a specific category of individuals with disabilities (e.g. persons with HIV/AIDS or chronic mental illness) will narrow the gap in benefits and the preference is needed to narrow the gap in benefits and services received by such persons. (See 24 CFR 92.209(c)(2)(ii) and 91.220(l)(2)(vii)).**

Not applicable.

7. **If applicable, a description of any preference or limitation for rental housing projects. (See 24 CFR 92.253(d)(3) and CFR 91.220(l)(2)(vii)). Note: Preferences cannot be administered in a manner that limits the opportunities of persons on any basis prohibited by the laws listed under 24 CFR 5.105(a).**

Not applicable.

Discussion:

The City solicits applications for CDBG and HOME funds; applications are sent out to a list of agencies, organizations, and housing providers that have previously submitted an application or which have expressed an interest in submitting an application. The application is reviewed by the Department of Community and Economic Development staff and any questions are discussed with the applicant.

In accordance with 24 CFR 91.220 (l)(2)(vii) the participating jurisdiction may limit the beneficiaries or give preferences to a particular segment of the low-income population only if described in the annual action plan. The City of Johnstown has chosen to not limit beneficiaries or provide preference to any segment of the low/mod income population under the HOME Program.

Information on the Owner Occupied Housing Rehabilitation program, First Time Homebuyer program, and the Sewer Lateral Assistance program is available on the City's website (<https://johnstownpa.gov/residential-development/>), which is continuously updated. Applications are available and are accepted on a first-come first-served basis. Using the most current HOME and Housing Trust Fund Homeownership Sales Price Limits (95% Value Limits) the City verifies, the home selected by an income eligible applicant, the initial purchase price or after-rehabilitation value of homeownership units assisted with CDBG and HOME funds do not exceed 95 percent of the area median purchase price for single family housing, as determined by HUD.

HOME Match Requirements:

- The City's HOME-funded activities are limited to owner-occupied housing rehabilitation, which traditionally does not generate any HOME Match. There may be homeowner contributions by owners whose projects are HOME-funded. The spending of CHDO funds could also produce a HOME Match. The City of Johnstown has distressed status as a municipality by HUD, and the City has a 100% reduction in the HOME match requirement.

HOME Program Income:

- The City of Johnstown does not anticipate it will receive any HOME Program Income during this program year.

CHDO Organizations:

- The City of Johnstown has one (1) certified CHDO organization, which is Northern Cambria Community Development Corporation (NCCDC).

CDBG Program Income:

- The City of Johnstown does not anticipate it will receive any CDBG Program Income during this program year.

CDBG Percentages:

- Administrative Percentage: 20.0%
- Public Service Percentage: 3.4%
- Low and Moderate-Income Percentage: 73.22%
- Slum and Blight Percentage: 26.78%

HOME Percentages:

- Administrative Percentage: 10%
- CHDO Set-Aside: 15%

DRAFT

Appendix - Alternate/Local Data Sources

1	Data Source Name 2023 ACS Data
	List the name of the organization or individual who originated the data set. U.S. Census
	Provide a brief summary of the data set. 2019-2023 ACS Data
	What was the purpose for developing this data set? For the Five Year Estimates
	Provide the year (and optionally month, or month and day) for when the data was collected. 2019 through 2023
	Briefly describe the methodology for the data collection. The U.S. Census did a five year estimate based off the 2010 and 2020 Census numbers.
	Describe the total population from which the sample was taken. Citywide
	Describe the demographics of the respondents or characteristics of the unit of measure, and the number of respondents or units surveyed. Complete
	2
Data Source Name 2016-2020 CHAS Data	
List the name of the organization or individual who originated the data set. U.S. Department of HUD	
Provide a brief summary of the data set. N/A	
What was the purpose for developing this data set? N/A	
Provide the year (and optionally month, or month and day) for when the data was collected. N/A	
Briefly describe the methodology for the data collection. N/A	
Describe the total population from which the sample was taken. Citywide	
Describe the demographics of the respondents or characteristics of the unit of measure, and the number of respondents or units surveyed. N/A	